
















### Legend

G/1/2	Floor Level		Roads
	Main Toilets		Traffic Lights
	Lifts		Swan River
	Staff Parking		Pedestrian crossing
	Visitors Parking		Undercover walk way
	Entrances		Automated External Defibrillator (AED)
	Student Drop Off / Pick Up Zone		
	Emergency Entrance		