

The image features a blue logo for TISC (Tertiary Institutions Service Centre) in Western Australia. The logo consists of three blue rectangular boxes. The first box contains the letters 'TISC' in large white font. The second box contains the text 'TERTIARY INSTITUTIONS SERVICE CENTRE' in smaller white font. The third box contains the text 'WESTERN AUSTRALIA' in white font. The background is a photograph of a coastal scene with a blue sky, a blue ocean, and a rocky shore with prominent red rock formations in the foreground and middle ground.

# TISC

TERTIARY  
INSTITUTIONS  
SERVICE  
CENTRE

WESTERN AUSTRALIA


**Wayne Betts**  
**Executive Officer**

# TISC Members



Apply through TISC


# Associate Members



Apply direct

# In this presentation ...

- Pathways to university
- ATAR
- From marks to scaled scores
- Preferences
- Results
- Offers



**www.tisc.eun**

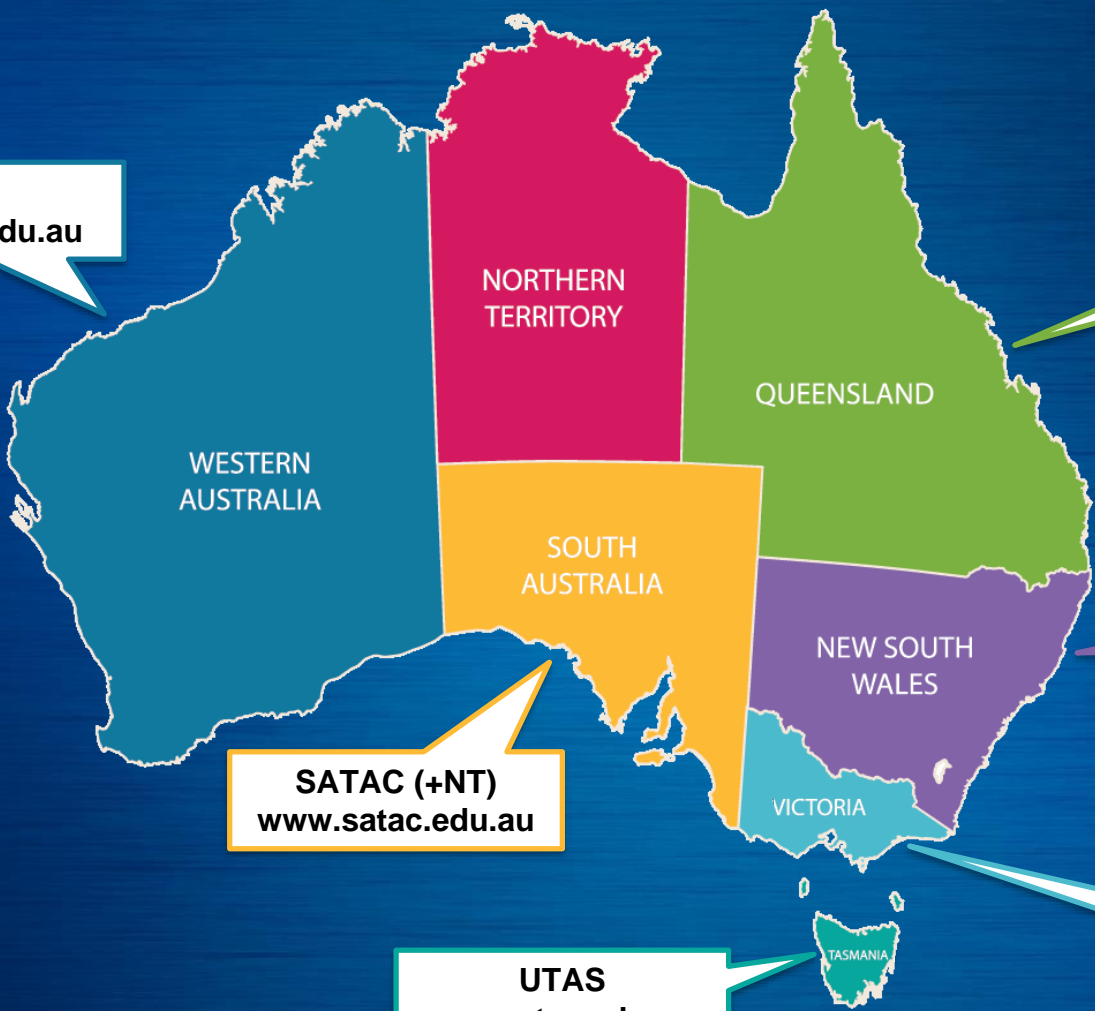


[www.tisc.edu.au](http://www.tisc.edu.au)

- Database of WA university courses
- Entry requirements
- University application
- Preferences
- ATAR
- Offers
- Scaling information



**TISC**  
[www.tisc.edu.au](http://www.tisc.edu.au)



**QTAC**  
[www.qtac.edu.au](http://www.qtac.edu.au)

**UAC**  
[www.uac.edu.au](http://www.uac.edu.au)

**SATIC (+NT)**  
[www.satic.edu.au](http://www.satic.edu.au)

**VTAC**  
[www.vtac.edu.au](http://www.vtac.edu.au)

**UTAS**  
[www.utas.edu.au](http://www.utas.edu.au)

WESTERN AUSTRALIA

NORTHERN TERRITORY

QUEENSLAND

SOUTH AUSTRALIA


NEW SOUTH WALES

VICTORIA

TASMANIA



# Pathways to university



# Pathways to university

- ATAR
- VET studies
- Portfolio/experience-based entry
- Enabling programs

# Entry requirements



# University Admission Requirements WA Year 12 – School Leaver

- ✓ Western Australian Certificate of Education (WACE)
- ✓ Competence in English
  - Scaled Score of at least 50 in English ATAR, Literature ATAR or EALD ATAR
- ✓ Prerequisites
- ✓ Academic performance
  - ATAR, Cert 4, Enabling program, etc

# The ATAR

75


75










75









# Australian Tertiary Admission Rank (ATAR)

- Rank position in the total WA Year 12 school leaving age population
- 75.00 means you have performed better than 75% of all the Year 12 school leaving age people in WA
- ATARs from all states are equivalent



# Australian Tertiary Admission Rank (ATAR)

- Derived from the Tertiary Entrance Aggregate (TEA)
- TEA = sum of best 4 scaled scores
  - + 10% of a Language Other Than English
  - + 10% of Maths Methods and Maths Specialist
- Maximum TEA = 430



Course	Scaled Score
Physics ATAR	67.6
Italian ATAR	66.5
English ATAR	55.4
Modern History ATAR	41.5
Mathematics Methods ATAR	41.0



Course	Scaled Score
Physics ATAR	67.6
Italian ATAR	66.5
English ATAR	55.4
Modern History ATAR	41.5
Mathematics Methods ATAR	41.0
<b>Sub-total</b>	<b>231.0</b>
LOTE bonus	6.7
Maths bonus	4.1
<b>Tertiary Entrance Aggregate</b>	<b>241.8</b>





428.0
419.1
418.1
417.0
416.9
413.0
412.1
409.5
409.2
408.7
408.2
405.8
405.3
405.1
404.7
404.2
402.8
401.6
401.0
400.0
399.9
399.1
398.6
398.4
398.3
398.0
397.9
397.8
396.1
395.2
394.8
394.6
394.0
393.8

393.6
393.5
393.3
392.9
392.6
392.5
392.2
392.0
391.7
391.6
391.3
391.2
391.1
390.8
390.5
389.9
389.8
389.3
389.0
388.9
388.4
387.6
387.5
387.3
387.1
387.0
386.9
386.7
386.6
386.2
386.1
385.7
385.1
384.7

382.1
381.8
381.4
381.2
381.1
380.6
380.3
380.2
379.5
379.2
378.7
378.6
378.3
378.2
377.7
377.5
377.4
377.2
377.1
376.8
376.7
376.5
376.4
376.1
376.0
375.9
375.7
375.5
374.9
374.5
373.8
373.6
373.3
373.2

373.1
372.7
372.4
372.1
372.0
371.7
371.6
371.5
371.3
370.6
370.1
369.8
369.2
369.0
368.8
368.7
368.5
368.0
367.9
367.5
367.4
367.3
367.2
367.1
367.0
366.9
366.7
366.5
366.4
366.3
366.1
365.8
365.7
365.6

428.0
419.1
418.1
417.0
416.9
413.0
412.1
409.5
409.2
408.7
408.2
405.8
405.3
405.1
404.7
404.2
402.8
401.6
401.0
400.0
399.9
399.1
398.6
398.4
398.3
398.0
397.9
397.8
396.1
395.2
394.8
394.6
394.0
393.8

99.95

99.90

393.6
393.5
393.3
392.9
392.6
392.5
392.2
392.0
391.7
391.6
391.3
391.2
391.1
390.8
390.5
389.9
389.8
389.3
389.0
388.9
388.4
387.6
387.5
387.3
387.1
387.0
386.9
386.7
386.6
386.2
386.1
385.7
385.1
384.7

99.85

99.80

382.1
381.8
381.4
381.2
381.1
380.6
380.3
380.2
379.5
379.2
378.7
378.6
378.3
378.2
377.7
377.5
377.4
377.2
377.1
376.8
376.7
376.5
376.4
376.1
376.0
375.9
375.7
375.5
374.9
374.5
373.8
373.6
373.3
373.2

99.75

99.70

99.65

373.1
372.7
372.4
372.1
372.0
371.7
371.6
371.5
371.3
370.6
370.1
369.8
369.2
369.0
368.8
368.7
368.5
368.0
367.9
367.5
367.4
367.3
367.2
367.1
367.0
366.9
366.7
366.5
366.4
366.3
366.1
365.8
365.7
365.6

99.60

99.55

# TEA/ATAR Summary Table

*FOR ILLUSTRATION PURPOSES ONLY*

Minimum TEA	ATAR
404.2	99.95
394.0	99.90
377.7	99.70
350.4	99.00
332.0	98.00
330.5	97.00
320.9	96.00
304.8	95.00
298.3	94.00
292.3	93.00
286.8	92.00

Minimum TEA	ATAR
282.0	91.00
277.7	90.00
273.4	89.00
269.4	88.00
264.9	87.00
261.7	86.00
258.2	85.00
254.9	84.00
251.5	83.00
248.2	82.00
245.4	81.00

Minimum TEA	ATAR
242.5	80.00
241.8	79.70
240.0	79.00
237.4	78.00
234.9	77.00
232.4	76.00
231.0	75.40
230.0	75.00
224.9	73.00
220.1	71.00
218.0	70.00

# TEA/ATAR Summary Table

*FOR ILLUSTRATION PURPOSES ONLY*

Minimum TEA	ATAR
404.2	99.95
394.0	99.90
377.7	99.70
350.4	99.00
332.0	98.00
330.5	97.00
320.9	96.00
304.8	95.00
298.3	94.00
292.3	93.00
286.8	92.00

Minimum TEA	ATAR
282.0	91.00
277.7	90.00
273.4	89.00
269.4	88.00
264.9	87.00
261.7	86.00
258.2	85.00
254.9	84.00
251.5	83.00
248.2	82.00
245.4	81.00

Minimum TEA	ATAR
242.5	80.00
<b>241.8</b>	<b>79.70</b>
240.0	79.00
237.4	78.00
234.9	77.00
232.4	76.00
231.0	75.40
230.0	75.00
224.9	73.00
220.1	71.00
218.0	70.00

# TEA/ATAR Summary Table

*FOR ILLUSTRATION PURPOSES ONLY*

Minimum TEA	ATAR
404.2	99.95
394.0	99.90
377.7	99.70
350.4	99.00
332.0	98.00
330.5	97.00
320.9	96.00
304.8	95.00
298.3	94.00
292.3	93.00
286.8	92.00

Minimum TEA	ATAR
282.0	91.00
277.7	90.00
273.4	89.00
269.4	88.00
264.9	87.00
261.7	86.00
258.2	85.00
254.9	84.00
251.5	83.00
248.2	82.00
245.4	81.00

Minimum TEA	ATAR
242.5	80.00
<b>241.8</b>	<b>79.70</b>
240.0	79.00
237.4	78.00
234.9	77.00
232.4	76.00
<b>231.0</b>	<b>75.40</b>
230.0	75.00
224.9	73.00
220.1	71.00
218.0	70.00

# Average Scaled Score to ATAR

*FOR ILLUSTRATION PURPOSES ONLY*

Best 4 average	ATAR	+1 of LOTE METHODS SPECIALIST	+2 of LOTE METHODS SPECIALIST	+3 of LOTE METHODS SPECIALIST
50				
60				
70				
80				
90				

2017 data. Average of best four scaled scores. Bonuses based on average scaled score.

# Average Scaled Score to ATAR

*FOR ILLUSTRATION PURPOSES ONLY*

<b>Best 4 average</b>	ATAR	+1 of LOTE METHODS SPECIALIST	+2 of LOTE METHODS SPECIALIST	+3 of LOTE METHODS SPECIALIST
50				
60				
70				
80				
90				

2017 data. Average of best four scaled scores. Bonuses based on average scaled score.

# Average Scaled Score to ATAR

*FOR ILLUSTRATION PURPOSES ONLY*

<b>Best 4 average</b>	ATAR	+1 of LOTE METHODS SPECIALIST	+2 of LOTE METHODS SPECIALIST	+3 of LOTE METHODS SPECIALIST
50	61.20			
60				
70				
80				
90				

2017 data. Average of best four scaled scores. Bonuses based on average scaled score.



# Average Scaled Score to ATAR

*FOR ILLUSTRATION PURPOSES ONLY*

<b>Best 4 average</b>	ATAR	+1 of LOTE METHODS SPECIALIST	+2 of LOTE METHODS SPECIALIST	+3 of LOTE METHODS SPECIALIST
50	61.20			
60	79.00			
70	90.55			
80	96.85			
90	99.30			

2017 data. Average of best four scaled scores. Bonuses based on average scaled score.

# Average Scaled Score to ATAR

*FOR ILLUSTRATION PURPOSES ONLY*

<b>Best 4 average</b>	ATAR	+1 of LOTE METHODS SPECIALIST	+2 of LOTE METHODS SPECIALIST	+3 of LOTE METHODS SPECIALIST
50	61.20	63.90		
60	79.00	81.20		
70	90.55	92.05		
80	96.85	97.60		
90	99.30	99.55		

2017 data. Average of best four scaled scores. Bonuses based on average scaled score.

# Average Scaled Score to ATAR

*FOR ILLUSTRATION PURPOSES ONLY*

<b>Best 4 average</b>	ATAR	+1 of LOTE METHODS SPECIALIST	+2 of LOTE METHODS SPECIALIST	+3 of LOTE METHODS SPECIALIST
50	61.20	63.90	66.30	
60	79.00	81.20	83.10	
70	90.55	92.05	93.30	
80	96.85	97.60	98.25	
90	99.30	99.55	99.70	

2017 data. Average of best four scaled scores. Bonuses based on average scaled score.

# Average Scaled Score to ATAR

*FOR ILLUSTRATION PURPOSES ONLY*

<b>Best 4 average</b>	ATAR	+1 of LOTE METHODS SPECIALIST	+2 of LOTE METHODS SPECIALIST	+3 of LOTE METHODS SPECIALIST
50	61.20	63.90	66.30	68.70
60	79.00	81.20	83.10	84.95
70	90.55	92.05	93.30	94.45
80	96.85	97.60	98.25	98.65
90	99.30	99.55	99.70	99.80

2017 data. Average of best four scaled scores. Bonuses based on average scaled score.

# Average Scaled Score to ATAR

*FOR ILLUSTRATION PURPOSES ONLY*

ATAR	Best 4 average	+1 of LOTE METHODS SPECIALIST	+2 of LOTE METHODS SPECIALIST	+3 of LOTE METHODS SPECIALIST
70.00				
80.00				

2017 data. Average of best four scaled scores. Bonuses based on average scaled score.

# Average Scaled Score to ATAR

*FOR ILLUSTRATION PURPOSES ONLY*

<b>ATAR</b>	Best 4 average	+1 of LOTE METHODS SPECIALIST	+2 of LOTE METHODS SPECIALIST	+3 of LOTE METHODS SPECIALIST
70.00				
80.00				

2017 data. Average of best four scaled scores. Bonuses based on average scaled score.

# Average Scaled Score to ATAR

*FOR ILLUSTRATION PURPOSES ONLY*

<b>ATAR</b>	Best 4 average	+1 of LOTE METHODS SPECIALIST	+2 of LOTE METHODS SPECIALIST	+3 of LOTE METHODS SPECIALIST
70.00	54.5			
80.00	60.7			

2017 data. Average of best four scaled scores. Bonuses based on average scaled score.

# Average Scaled Score to ATAR

*FOR ILLUSTRATION PURPOSES ONLY*

<b>ATAR</b>	Best 4 average	+1 of LOTE METHODS SPECIALIST	+2 of LOTE METHODS SPECIALIST	+3 of LOTE METHODS SPECIALIST
70.00	54.5	53.2		
80.00	60.7	59.2		

2017 data. Average of best four scaled scores. Bonuses based on average scaled score.



# Average Scaled Score to ATAR

*FOR ILLUSTRATION PURPOSES ONLY*

<b>ATAR</b>	Best 4 average	+1 of LOTE METHODS SPECIALIST	+2 of LOTE METHODS SPECIALIST	+3 of LOTE METHODS SPECIALIST
70.00	54.5	53.2	51.9	
80.00	60.7	59.2	57.8	

2017 data. Average of best four scaled scores. Bonuses based on average scaled score.


# Average Scaled Score to ATAR

*FOR ILLUSTRATION PURPOSES ONLY*

<b>ATAR</b>	Best 4 average	+1 of LOTE METHODS SPECIALIST	+2 of LOTE METHODS SPECIALIST	+3 of LOTE METHODS SPECIALIST
70.00	54.5	53.2	51.9	50.7
80.00	60.7	59.2	57.8	56.4

2017 data. Average of best four scaled scores. Bonuses based on average scaled score.

**From raw marks to scaled scores**



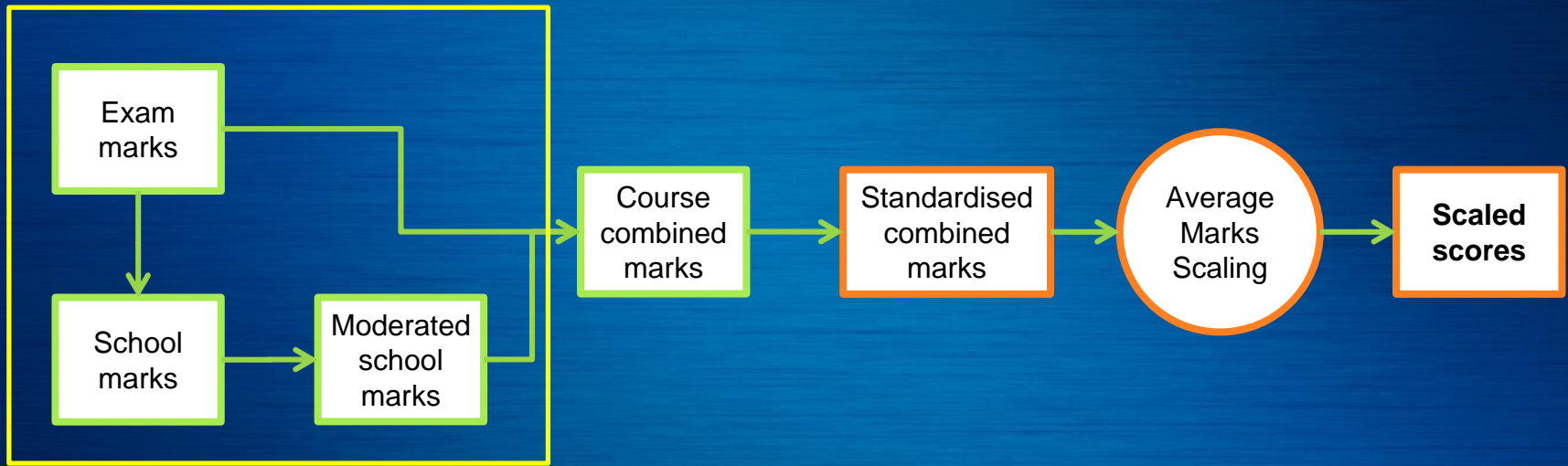
# Marks adjustment processes

Allow us to add together results from:

- *different schools*
- *different exam papers*
- *different subjects*

# Marks adjustment processes

Differences between	Process
Schools	Moderation
Exams	Standardisation
Courses	Scaling




**Moderation**

# Moderation

School A – Subject X




School assessment



Exam

School B – Subject X



Exam



School assessment



# Moderation

## School A – Subject X




School assessment



Exam

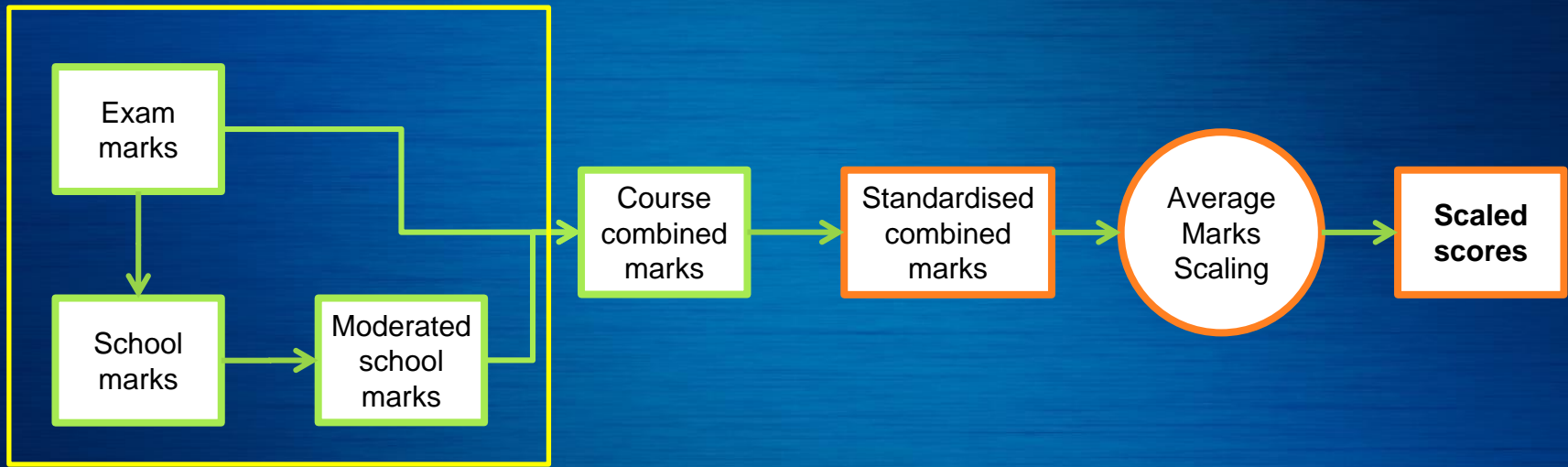
## School B – Subject X

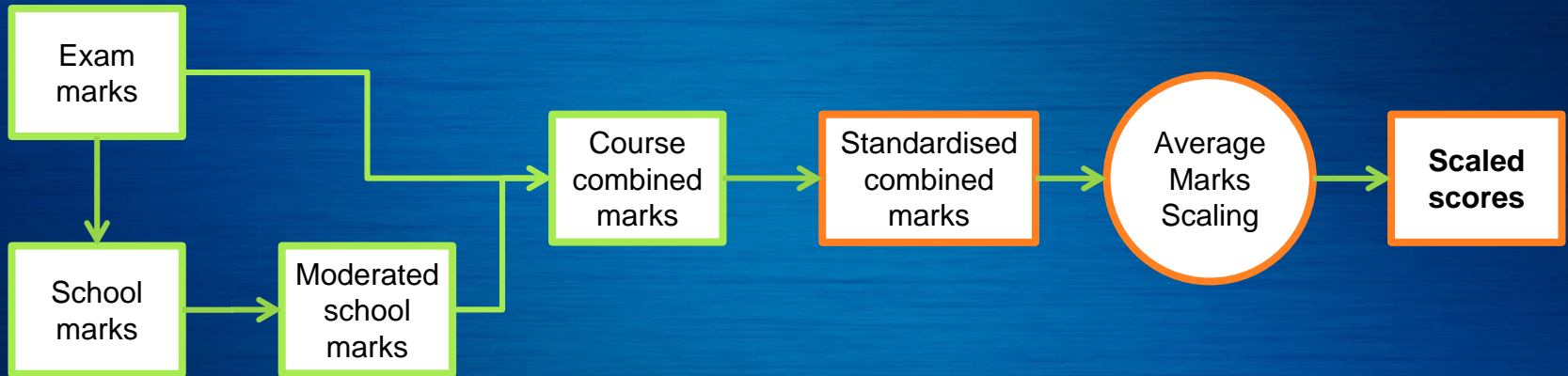



Exam





School assessment

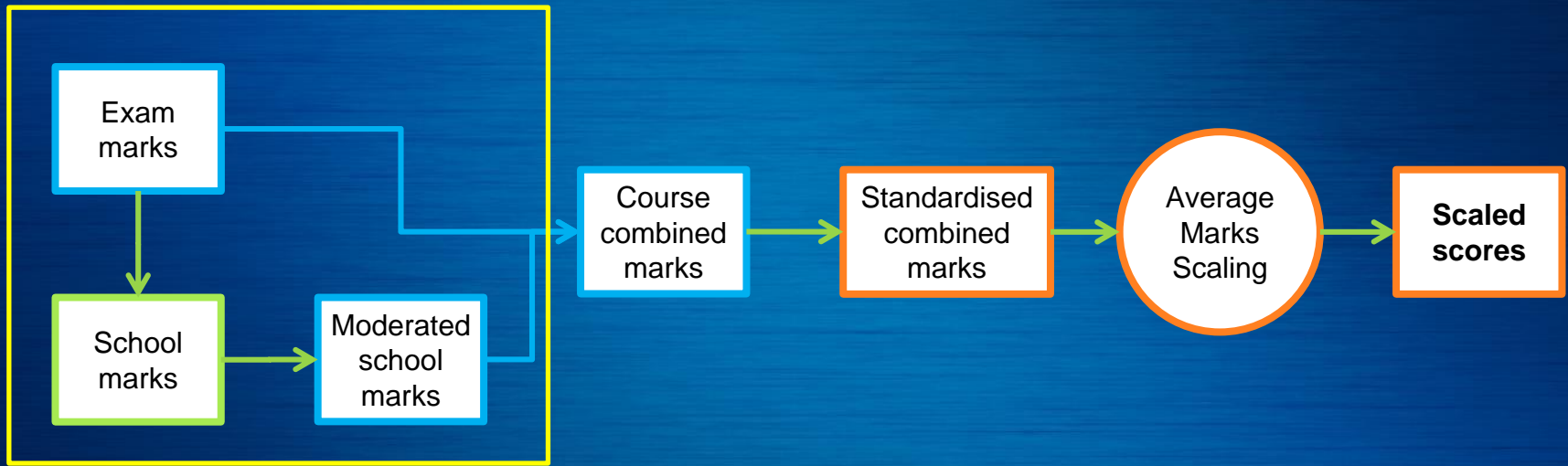






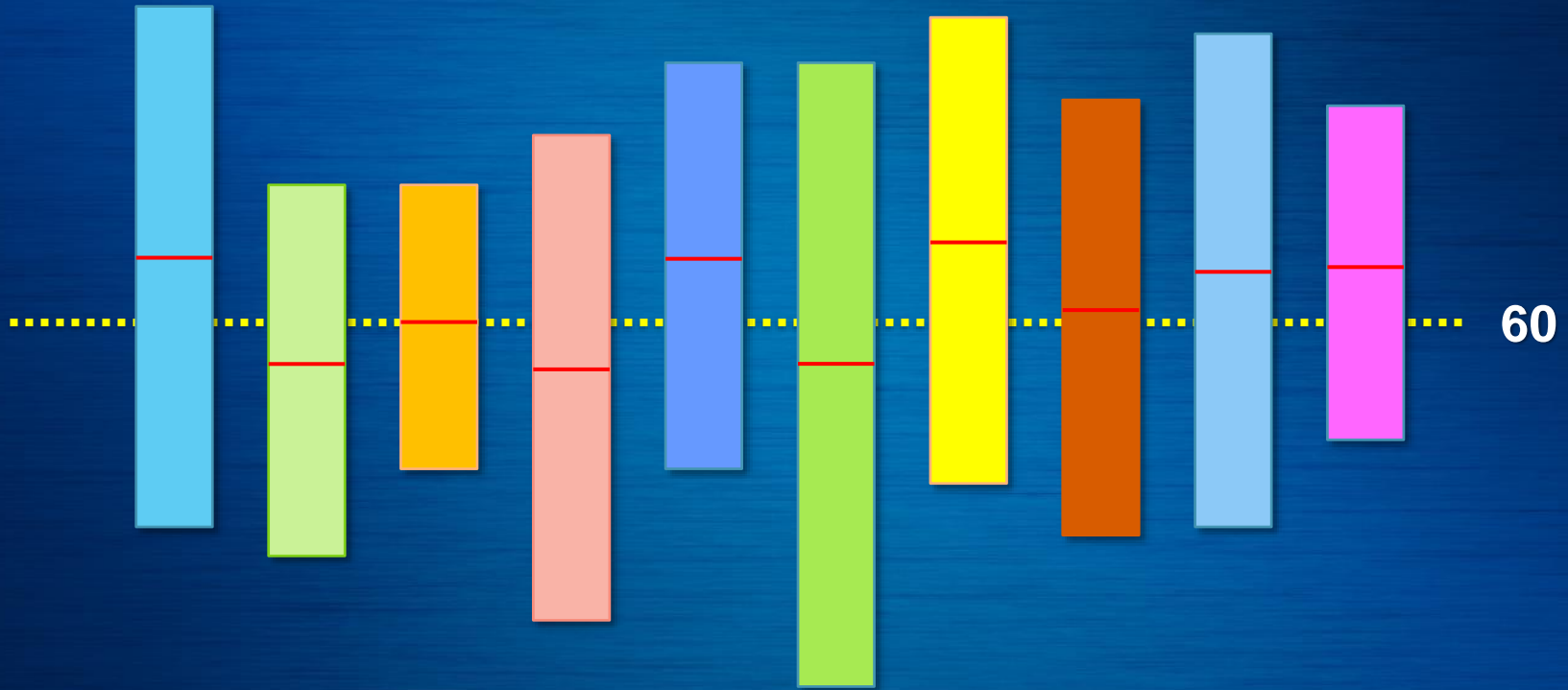






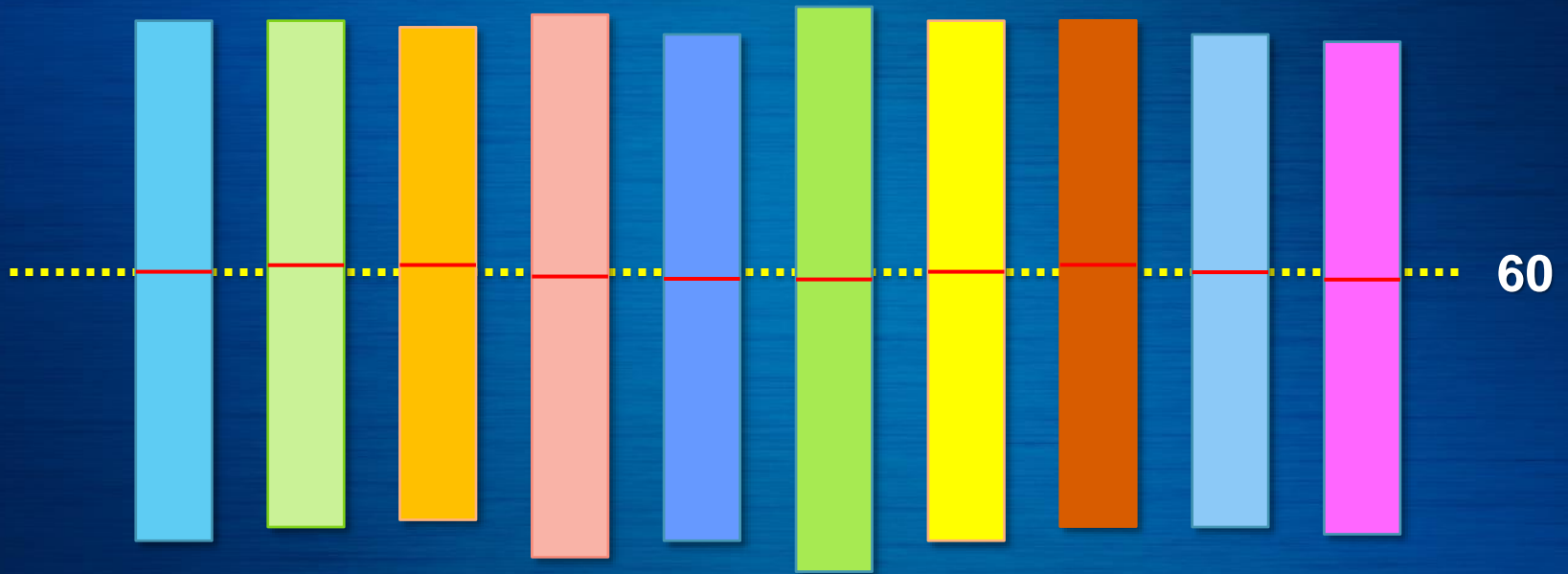
**Standardisation**

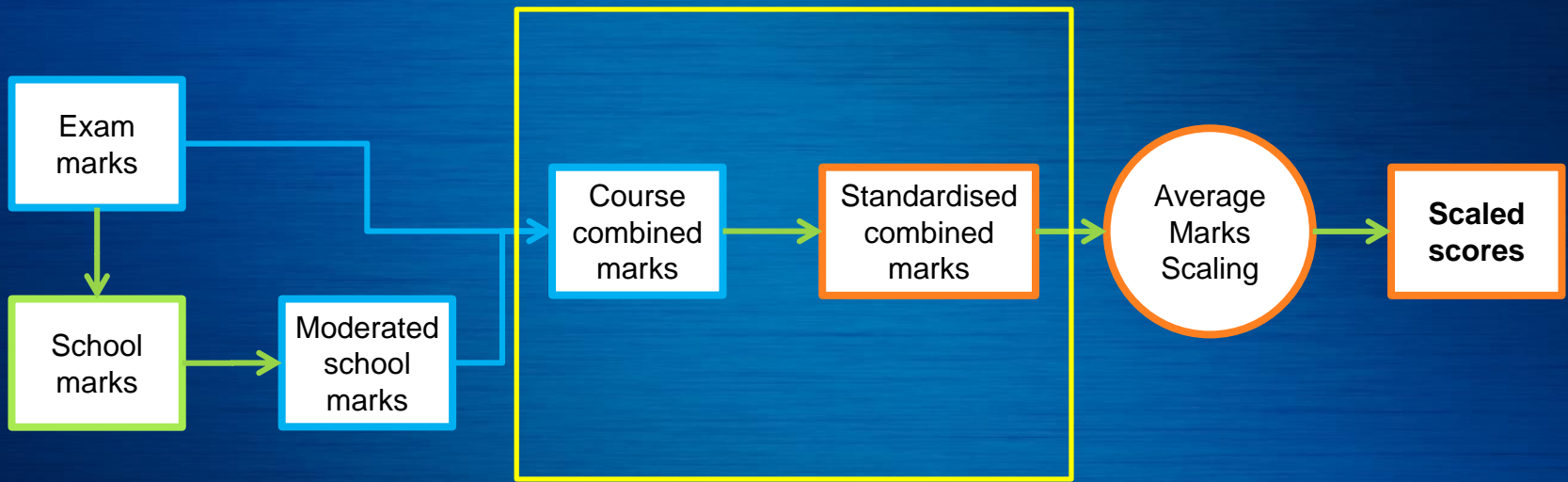
# Standardisation






# Standardisation



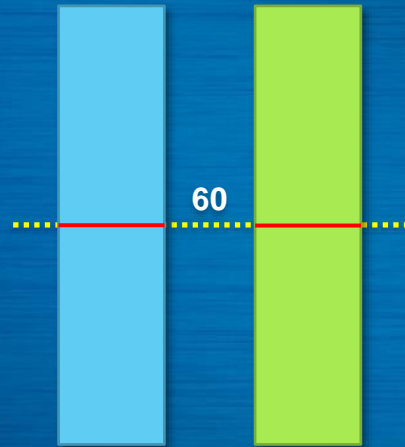


Scaling





# Scaling



Course A

Course B

# Scaling

50 35 59 75 37

48 51 68

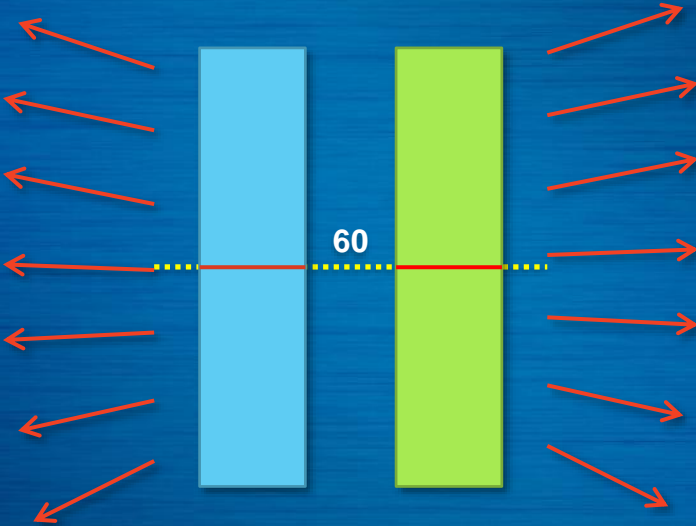
81 56 70

44 69 57 63

62 49 23

84 75 60 73

58 61 55 57



62 55 53

82 75 73 90

79 66 68 75 68

80 77 79

53 55 61 78

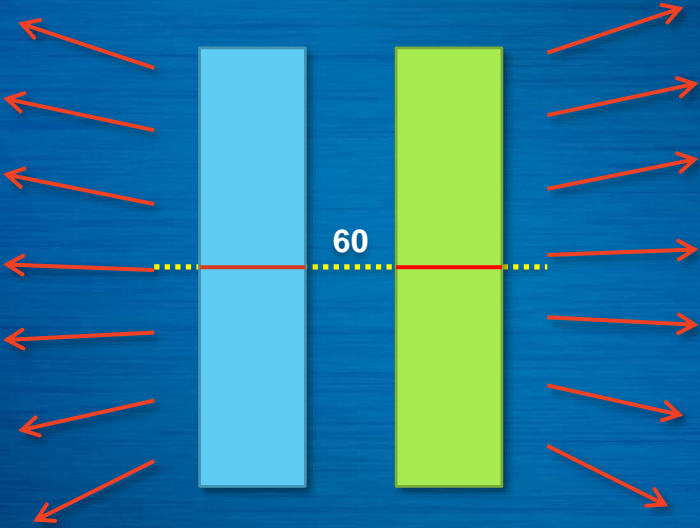
41 53 54

55 60 62 57

Course A

Course B

# Scaling

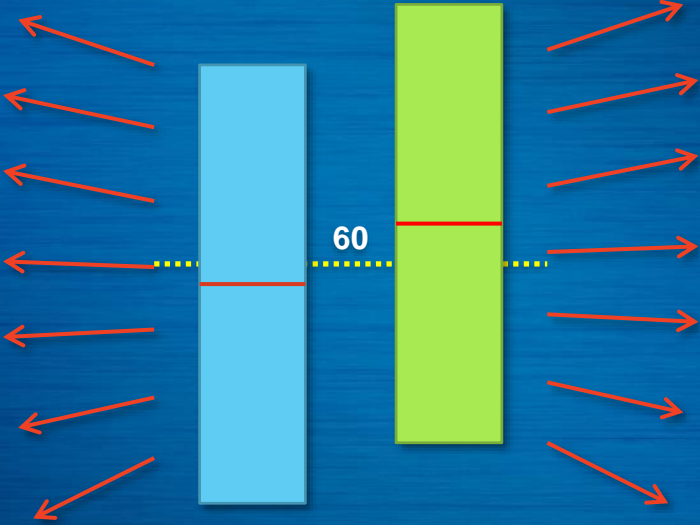


Course A

Course B



# Scaling



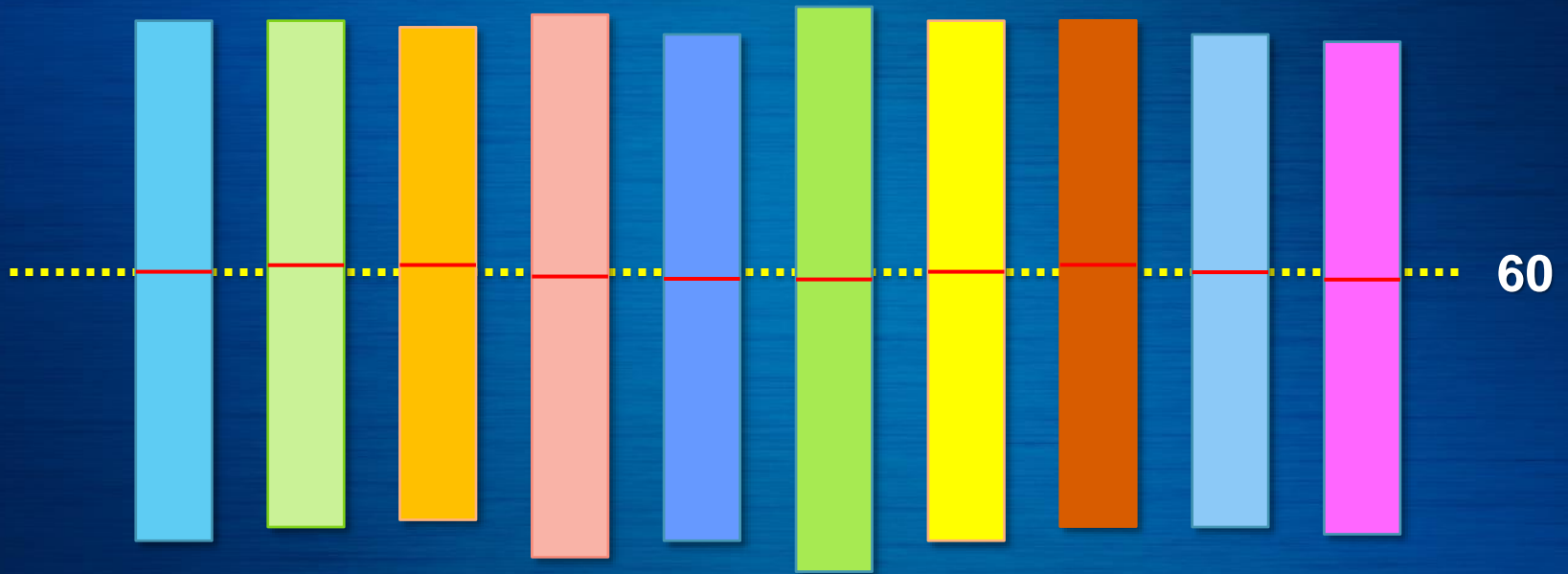
Course A

Course B






# Scaling



# Scaling

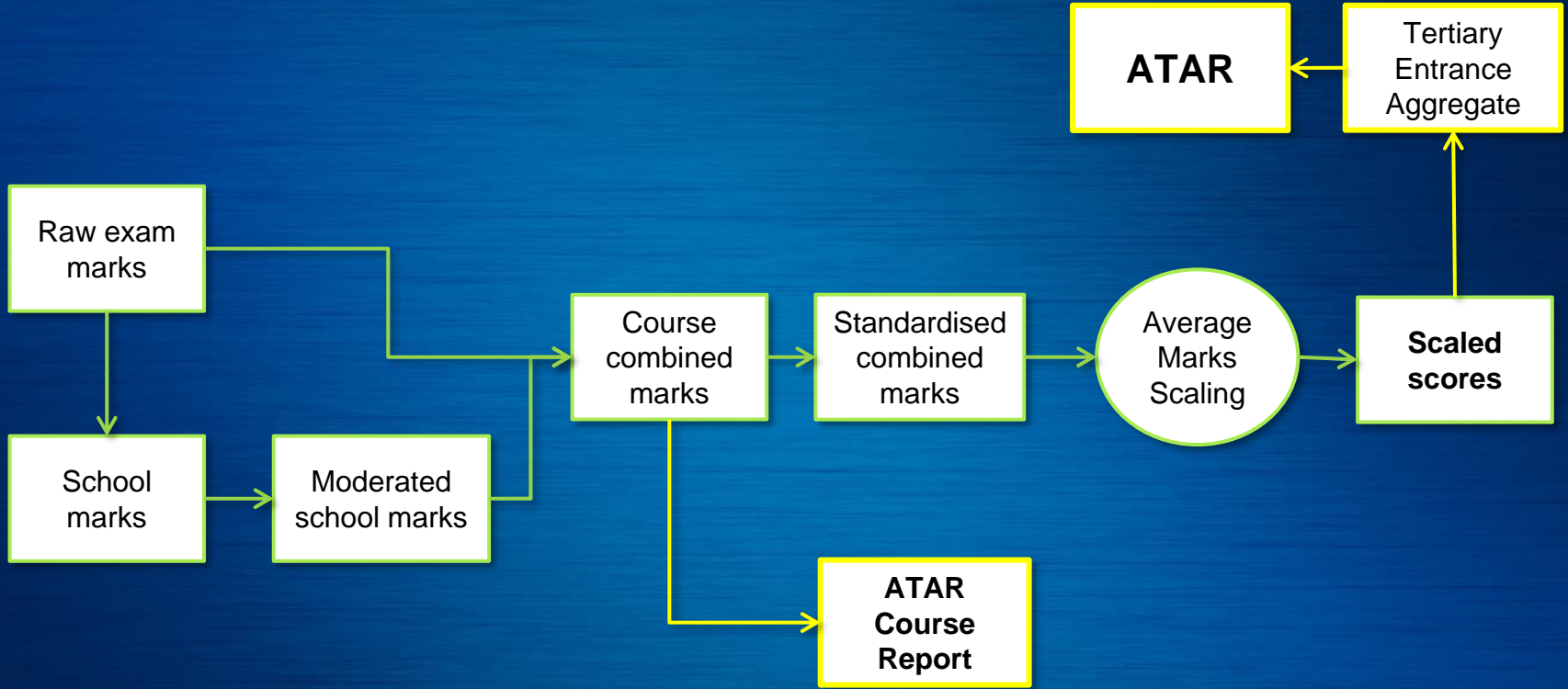


# Average scaled scores 2017

Global average = 60.0

Accounting and Finance	59.5
Chemistry	64.0
Computer Science	56.1
English	58.3
French: Second Language	68.3
Literature	67.4

Mathematics Applications	56.9
Mathematics Methods	65.7
Mathematics Specialist	68.2
Physical Education Studies	56.1
Politics and Law	62.9
Visual Arts	58.3



**VET studies**

# VET study

Achievement of:

- Certificate IV (CUR, ECU, MUR) / Diploma (UWA)
- WACE
- University competence in English

**Other pathways**

# Other pathways

## Curtin University

- Indigenous entry pathways
- StepUp
- Portfolio entry
- UniReady enabling program

## Edith Cowan University

- Indigenous entry pathways
- ECU Access
- Experience-based entry
- UniPrep enabling program

## Murdoch University

- Indigenous entry pathways
- RISE
- Media and Creative Portfolio Pathway
- OnTrack enabling program

## The University of Western Australia

- Indigenous entry pathways
- Broadway
- UWay
- Fairway



# Other pathways

## Curtin University

- Indigenous entry pathways
- StepUp
- Portfolio entry
- UniReady enabling program

## Edith Cowan University

- Indigenous entry pathways
- ECU Access
- Experience-based entry
- UniPrep enabling program

## Murdoch University

- Indigenous entry pathways
- RISE
- Media and Creative Portfolio Pathway
- OnTrack enabling program

## The University of Western Australia

- Indigenous entry pathways
- Broadway
- UWay
- Fairway

# Other pathways

## Curtin University

- Indigenous entry pathways
- **StepUp**
- Portfolio entry
- UniReady enabling program

## Edith Cowan University

- Indigenous entry pathways
- **ECU Access**
- Experience-based entry
- UniPrep enabling program

## Murdoch University

- Indigenous entry pathways
- **RISE**
- Media and Creative Portfolio Pathway
- OnTrack enabling program

## The University of Western Australia

- Indigenous entry pathways
- **Broadway**
- UWay
- Fairway

# Other pathways

## Curtin University

- Indigenous entry pathways
- StepUp
- **Portfolio entry**
- UniReady enabling program

## Edith Cowan University

- Indigenous entry pathways
- ECU Access
- **Experience-based entry**
- UniPrep enabling program

## Murdoch University

- Indigenous entry pathways
- RISE
- **Media and Creative Portfolio Pathway**
- OnTrack enabling program

## The University of Western Australia

- Indigenous entry pathways
- Broadway
- UWay
- Fairway

# Other pathways

## Curtin University

- Indigenous entry pathways
- StepUp
- Portfolio entry
- UniReady enabling program

## Edith Cowan University

- Indigenous entry pathways
- ECU Access
- Experience-based entry
- UniPrep enabling program

## Murdoch University

- Indigenous entry pathways
- RISE
- Media and Creative Portfolio Pathway
- OnTrack enabling program

## The University of Western Australia

- Indigenous entry pathways
- Broadway
- UWay
- Fairway

# Application process

# Important Dates

Term 3	TISC Guide issued to Year 12
6 August	Applications open
28 September	On-time closing date Final closing date for some courses
17 December	Year 12 results released
21 December	December offers released
22 January	January offers released

# Important Dates

Term 3	TISC Guide issued to Year 12
6 August	Applications open
<b>28 September</b>	On-time closing date Final closing date for some courses
17 December	Year 12 results released
21 December	December offers released
22 January	January offers released

# Important Dates

Term 3	TISC Guide issued to Year 12
6 August	Applications open
28 September	On-time closing date Final closing date for some courses
<b>17 December</b>	Year 12 results released
21 December	December offers released
22 January	January offers released



# Important Dates

Term 3	TISC Guide issued to Year 12
6 August	Applications open
28 September	On-time closing date Final closing date for some courses
17 December	Year 12 results released
21 December	December offers released
22 January	January offers released

# INSTRUCTION LETTER TO SCHOOL LEAVERS

## Tertiary Institutions Service Centre Ltd

Level 1, 100 Royal Street  
East Perth, Western Australia 6004  
Telephone (08) 9318 8000  
Facsimile (08) 9225 7050  
<http://www.tisc.edu.au/>

School details  
Personal details  
Address  
Telephone  
Mobile

**DON'T THROW THIS AWAY! YOU WILL NEED IT.**

### **APPLYING TO UNIVERSITY VIA TISOnline (WEB)**

- Logon at [www.tisc.edu.au](http://www.tisc.edu.au).
- You need a User ID and Password.
- Your User ID is your 2018 School Curriculum and Standards Authority Student Number.
- Access TISOnline using your default Password.
- Require assistance, email [help@tisc.edu.au](mailto:help@tisc.edu.au) (and, no, you won't be the only one!).
- Check out the 2019 TISC Guide for a step-by-step guide.
- You can change your preferences online (at no cost).
- You can access your results and offers online.
- Application fees are \$40 for 2018 WA Year 12 school leaver age students
- Please check that your personal details on the letter are correct.

All the very best for your studies this year!

# Online Application

- Login with User ID & Password
- Answer all Questions
- Insert Course Preferences (codes)
- Declare all is True and Correct
- Pay Application Fee  
(online/phone/mail/office)

**Your application is not active until payment has been made!**

**Don't use your school email address!**

# Preferences

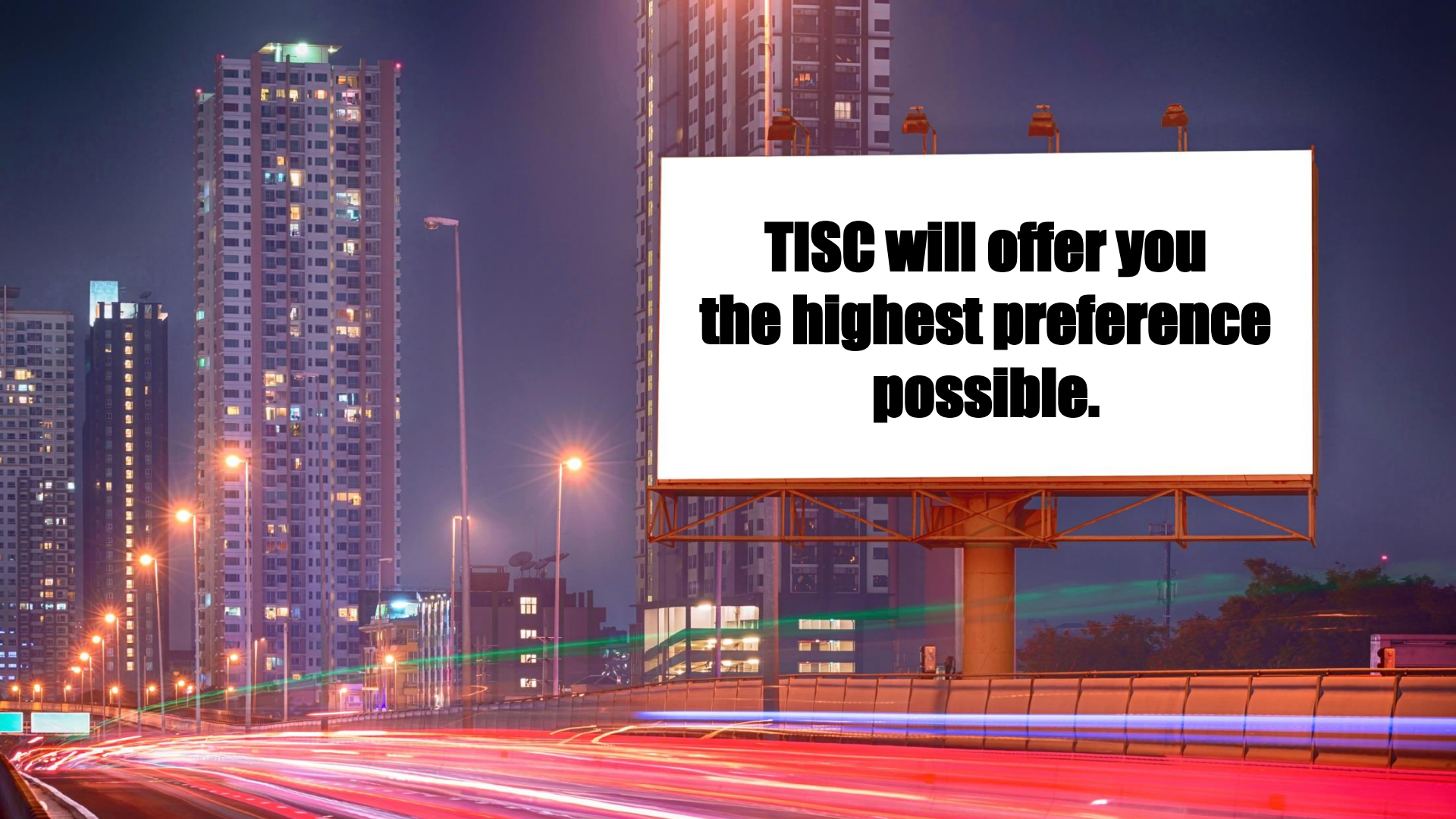
Preference	Course	University
1	Dream course 1	University A
2	Dream course 2	University B
3	Confident choice 1	University C
4	Confident choice 2	University D
5	Fall back choice 1	University A
6	Fall back choice 2	University C

# Preferences

Preference	Course	University
1	Dream course 1	University A
2	Dream course 2	University B
3	Confident choice 1	University C
4	Confident choice 2	University D
5	Fall back choice 1	University A
6	Fall back choice 2	University C

# Preferences

Preference	Course	University
1	Dream course 1	University A
2	Dream course 2	University B
3	Confident choice 1	University C
4	Confident choice 2	University D
5	Fall back choice 1	University A
6	Fall back choice 2	University C



**TISC will offer you  
the highest preference  
possible.**

# Results



**TERTIARY INSTITUTIONS SERVICE CENTRE**

**2019 UNIVERSITIES ADMISSIONS ADVICE**

Ms Sample Student

Category: School Leaver

29999999

**AUSTRALIAN TERTIARY ADMISSION RANK (ATAR) 81.80**

**COURSE DATA**

Year	Course/Subject	Scaled Score
2018	Media Production and Analysis	75.7
2018	English	63.0
2018	Geography	60.5
2018	Human Biology	48.6
2018	Mathematics Applications	44.9
xxxx	xxxxxxxxxxxxxxxxxxxxxxxxxxxxxxxx	xxxx

WACE: Achieved



**ATAR/Selection Rank**  
86.80 T

**Competence in English:** Achieved

On the basis of your results you are eligible to be considered for admission to degree courses at Curtin University via the StepUp to Curtin Entry Scheme.

You may be considered for Curtin Enabling and UniReady courses.

For information on StepUp, Enabling and UniReady courses go to <http://curtin.edu/flexible-entry-pathways>.

T indicates you have been assigned a StepUp Selection Rank for Curtin University.



**ATAR/Selection Rank**  
86.80 Z

**Competence in English:** Achieved

On the basis of your results you are eligible to be considered for admission to degree courses at ECU. Your eligibility for an ECU Access Selection Rank higher than your ATAR enables you to be considered for courses with higher minimum ATARs.

For information on ECU Access go to [www.ecugetready.com.au](http://www.ecugetready.com.au).

Z indicates you have been assigned an ECU Access Selection Rank for ECU.



**ATAR/Selection Rank**  
90.00 R

**Competence in English:** Achieved

On the basis of your results you are eligible to be considered for admission to courses at Murdoch University via the RISE Pathway. For information on RISE go to <http://goto.murdoch.edu.au/AlternativeEntryPathways>.

R indicates you have been assigned a RISE Selection Rank for Murdoch University.



**ATAR/Selection Rank**  
86.80 B

**Competence in English:** Achieved

On the basis of your results you are eligible to be considered for admission to courses at The University of Western Australia via the Broadway Alternative Entry Pathway. For further information on Broadway go to [www.studyat.uwa.edu.au/broadway](http://www.studyat.uwa.edu.au/broadway).

B indicates you have been assigned a Broadway Selection Rank for UWA.

**This is not an offer letter.** To be considered for most courses you need to have achieved specific selection requirements. These may include a suitable ATAR/Selection Rank, WACE, competence in English and prerequisite(s).

**TERTIARY INSTITUTIONS SERVICE CENTRE**

**2019 UNIVERSITIES ADMISSIONS ADVICE**

Ms Sample Student

Category: School Leaver

29999999


**AUSTRALIAN TERTIARY ADMISSION RANK (ATAR)**

**81.80**

**COURSE DATA**

Year	Course/Subject	Scaled Score
2018	Media Production and Analysis	75.7
2018	English	63.0
2018	Geography	60.5
2018	Human Biology	48.6
2018	Mathematics Applications	44.9
xxxx	xxxxxxxxxxxxxxxxxxxxxxxxxxxx	xxxx

**WACE: Achieved**



**ATAR/Selection Rank**  
86.80 T

**Competence in English:** Achieved

On the basis of your results you are eligible to be considered for

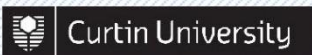


**ATAR/Selection Rank**  
86.80 Z

**Competence in English:** Achieved

On the basis of your results you are eligible to be considered for

WACE: Achieved



**ATAR/Selection Rank**  
86.80 T

**Competence in English:** Achieved

On the basis of your results you are eligible to be considered for admission to degree courses at Curtin University via the StepUp to Curtin Entry Scheme.

You may be considered for Curtin Enabling and UniReady courses.

For information on StepUp, Enabling and UniReady courses go to <http://curtin.edu/flexible-entry-pathways>.

T indicates you have been assigned a StepUp Selection Rank for Curtin University.



**ATAR/Selection Rank**  
86.80 Z

**Competence in English:** Achieved

On the basis of your results you are eligible to be considered for admission to degree courses at ECU. Your eligibility for an ECU Access Selection Rank higher than your ATAR enables you to be considered for courses with higher minimum ATARs.

For information on ECU Access go to [www.ecugetready.com.au](http://www.ecugetready.com.au).

Z indicates you have been assigned an ECU Access Selection Rank for ECU.



**ATAR/Selection Rank**  
90.00 R

**Competence in English:** Achieved

On the basis of your results you are eligible to be considered for admission to courses at Murdoch University via the RISE Pathway. For information on RISE go to <http://goto.murdoch.edu.au/AlternativeEntryPathways>.

R indicates you have been assigned a RISE Selection Rank for Murdoch University.



**ATAR/Selection Rank**  
86.80 B

**Competence in English:** Achieved

On the basis of your results you are eligible to be considered for admission to courses at The University of Western Australia via the Broadway Alternative Entry Pathway. For further information on Broadway go to [www.studyat.uwa.edu.au/broadway](http://www.studyat.uwa.edu.au/broadway).

B indicates you have been assigned a Broadway Selection Rank for UWA.

**This is not an offer letter.** To be considered for most courses you need to have achieved specific selection requirements.

**Offers**

# Offer process

Course Code: ABCDE

Minimum rank: 75.00

	Rank	WACE	English	Prereqs	Pref	Offer?
A	95.20	Y	Y	Y	1	
B	87.30	Y	Y	Y	2	
C	82.00	Y	N	Y	1	
D	78.95	Y	Y	Y	3	
E	72.10	Y	Y	Y	1	

# Offer process

Course Code: **ABCDE**

Minimum rank: **75.00**

	Rank	WACE	English	Prereqs	Pref	Offer?
A	95.20	Y	Y	Y	1	
B	87.30	Y	Y	Y	2	
C	82.00	Y	N	Y	1	
D	78.95	Y	Y	Y	3	
E	72.10	Y	Y	Y	1	

# Offer process

Course Code: ABCDE

Minimum rank: 75.00

	Rank	WACE	English	Prereqs	Pref	Offer?
A	95.20	Y	Y	Y	1	
B	87.30	Y	Y	Y	2	
C	82.00	Y	N	Y	1	
D	78.95	Y	Y	Y	3	
E	72.10	Y	Y	Y	1	



# Offer process

Course Code: ABCDE

Minimum rank: 75.00

	Rank	WACE	English	Prereqs	Pref	Offer?
A	95.20	Y	Y	Y	1	
B	87.30	Y	Y	Y	2	
C	82.00	Y	N	Y	1	
D	78.95	Y	Y	Y	3	
E	72.10	Y	Y	Y	1	



# Offer process

Course Code: ABCDE

Minimum rank: 75.00

	Rank	WACE	English	Prereqs	Pref	Offer?
A	95.20	Y	Y	Y	1	
B	87.30	Y	Y	Y	2	
C	82.00	Y	N	Y	1	
D	78.95	Y	Y	Y	3	
E	72.10	Y	Y	Y	1	

# Offer process

Course Code: ABCDE

Minimum rank: 75.00

	Rank	WACE	English	Prereqs	Pref	Offer?
A	95.20	Y	Y	Y	1	
B	87.30	Y	Y	Y	2	
C	82.00	Y	N	Y	1	
D	78.95	Y	Y	Y	3	
E	72.10	Y	Y	Y	1	

# Offer process

Course Code: ABCDE

Minimum rank: 75.00

	Rank	WACE	English	Prereqs	Pref	Offer?
A	95.20	Y	Y	Y	1	
B	87.30	Y	Y	Y	2	
C	82.00	Y	N	Y	1	
D	78.95	Y	Y	Y	3	
E	72.10	Y	Y	Y	1	

# Offer process

Course Code: ABCDE

Minimum rank: 75.00

	Rank	WACE	English	Prereqs	Pref	Offer?
A	95.20	Y	Y	Y	1	
B	87.30	Y	Y	Y	2	
C	82.00	Y	N	Y	1	
D	78.95	Y	Y	Y	3	
E	72.10	Y	Y	Y	1	

# Offer process

Course Code: ABCDE

Minimum rank: 75.00

	Rank	WACE	English	Prereqs	Pref	Offer?
A	95.20	Y	Y	Y	1	<b>YES</b>
B	87.30	Y	Y	Y	2	
C	82.00	Y	N	Y	1	
D	78.95	Y	Y	Y	3	
E	72.10	Y	Y	Y	1	

# Offer process

Course Code: ABCDE

Minimum rank: 75.00

	Rank	WACE	English	Prereqs	Pref	Offer?
A	95.20	Y	Y	Y	1	<b>YES</b>
B	87.30	Y	Y	Y	2	<b>NO</b>
C	82.00	Y	N	Y	1	
D	78.95	Y	Y	Y	3	
E	72.10	Y	Y	Y	1	

# Offer process

Course Code: ABCDE

Minimum rank: 75.00

	Rank	WACE	English	Prereqs	Pref	Offer?
A	95.20	Y	Y	Y	1	<b>YES</b>
B	87.30	Y	Y	Y	2	<b>NO</b>
C	82.00	Y	N	Y	1	
D	78.95	Y	Y	Y	3	
E	72.10	Y	Y	Y	1	

# Offer process

Course Code: ABCDE

Minimum rank: 75.00

	Rank	WACE	English	Prereqs	Pref	Offer?
A	95.20	Y	Y	Y	1	<b>YES</b>
B	87.30	Y	Y	Y	2	<b>NO</b>
C	82.00	Y	N	Y	1	<b>NO</b>
D	78.95	Y	Y	Y	3	
E	72.10	Y	Y	Y	1	



# Offer process

Course Code: ABCDE

Minimum rank: 75.00

	Rank	WACE	English	Prereqs	Pref	Offer?
A	95.20	Y	Y	Y	1	<b>YES</b>
B	87.30	Y	Y	Y	2	<b>NO</b>
C	82.00	Y	<b>N</b>	Y	1	<b>NO</b>
D	78.95	Y	Y	Y	3	
E	72.10	Y	Y	Y	1	

# Offer process

Course Code: ABCDE

Minimum rank: 75.00

	Rank	WACE	English	Prereqs	Pref	Offer?
A	95.20	Y	Y	Y	1	<b>YES</b>
B	87.30	Y	Y	Y	2	<b>NO</b>
C	82.00	Y	N	Y	1	<b>NO</b>
D	78.95	Y	Y	Y	3	<b>YES</b>
E	72.10	Y	Y	Y	1	

# Offer process

Course Code: ABCDE

Minimum rank: 75.00

	Rank	WACE	English	Prereqs	Pref	Offer?
A	95.20	Y	Y	Y	1	<b>YES</b>
B	87.30	Y	Y	Y	2	<b>NO</b>
C	82.00	Y	N	Y	1	<b>NO</b>
D	78.95	Y	Y	Y	<b>3</b>	<b>YES</b>
E	72.10	Y	Y	Y	1	

# Offer process

Course Code: ABCDE

Minimum rank: 75.00

	Rank	WACE	English	Prereqs	Pref	Offer?
A	95.20	Y	Y	Y	1	<b>YES</b>
B	87.30	Y	Y	Y	2	<b>NO</b>
C	82.00	Y	N	Y	1	<b>NO</b>
D	78.95	Y	Y	Y	3	<b>YES</b>
E	72.10	Y	Y	Y	1	<b>NO</b>

# Offer process

Course Code: ABCDE

Minimum rank: **75.00**

	Rank	WACE	English	Prereqs	Pref	Offer?
A	95.20	Y	Y	Y	1	<b>YES</b>
B	87.30	Y	Y	Y	2	<b>NO</b>
C	82.00	Y	N	Y	1	<b>NO</b>
D	78.95	Y	Y	Y	3	<b>YES</b>
E	<b>72.10</b>	Y	Y	Y	1	<b>NO</b>

Responding to an offer

# December offers: offered **1st** preference

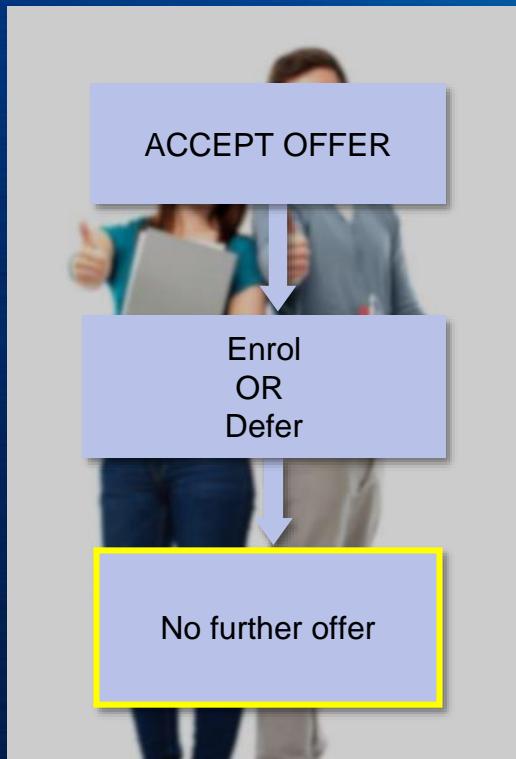
Preference	Course	University
1	Dream course 1	University A
2	Dream course 2	University B
3	Confident choice 1	University C
4	Confident choice 2	University D
5	Fall back choice 1	University A
6	Fall back choice 2	University C

# December offers: offered **1st** preference

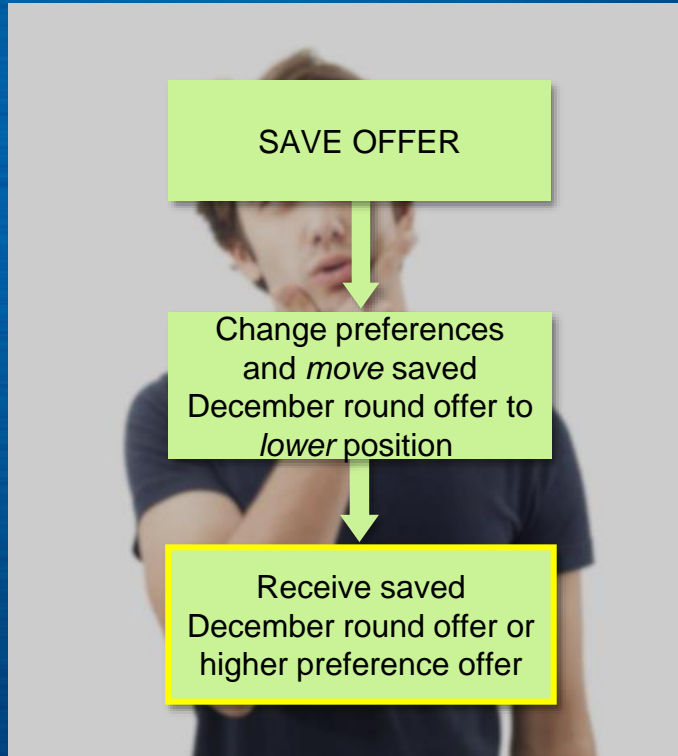
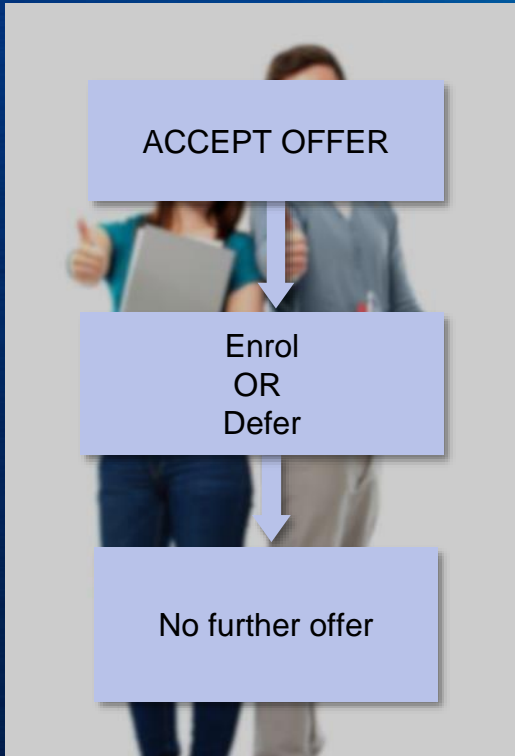




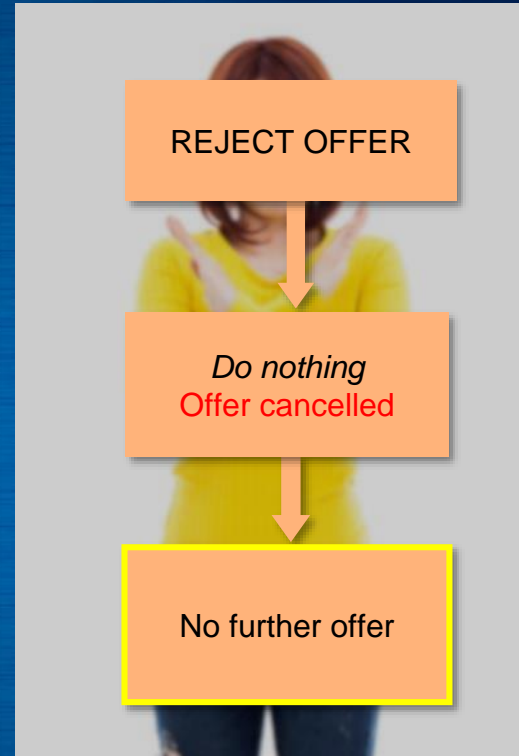
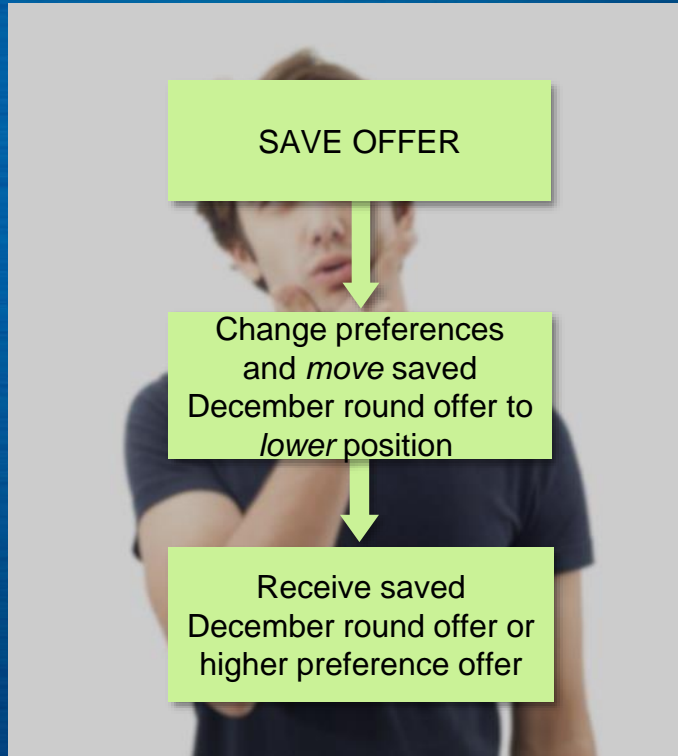
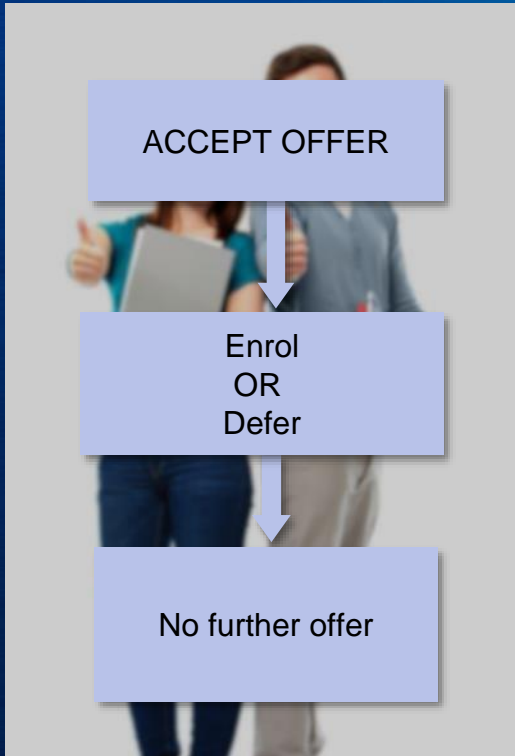
# December offers: offered **1st** preference



# December offers: offered **1st** preference



# December offers: offered **1st** preference



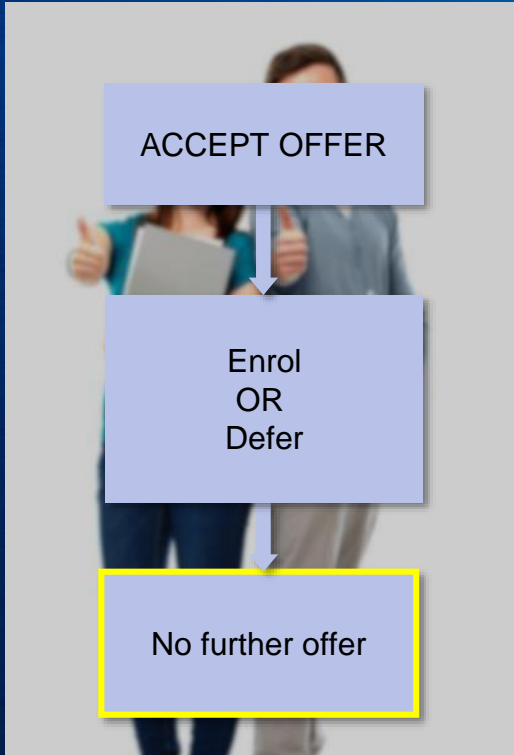
# December offers: offered **2<sup>nd</sup>-6<sup>th</sup>** preference

Preference	Course	University
1	Dream course 1	University A
2	Dream course 2	University B
3	Confident choice 1	University C
4	Confident choice 2	University D
5	Fall back choice 1	University A
6	Fall back choice 2	University C

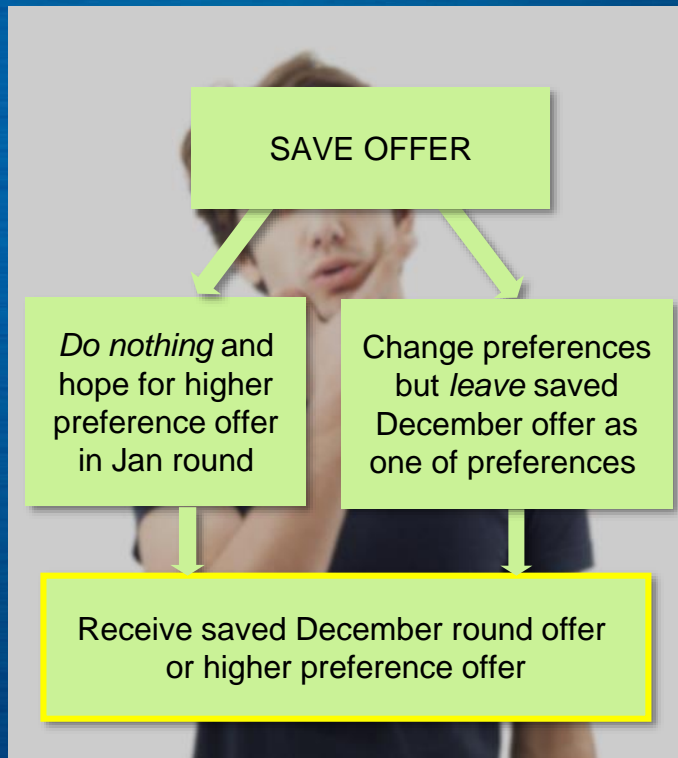
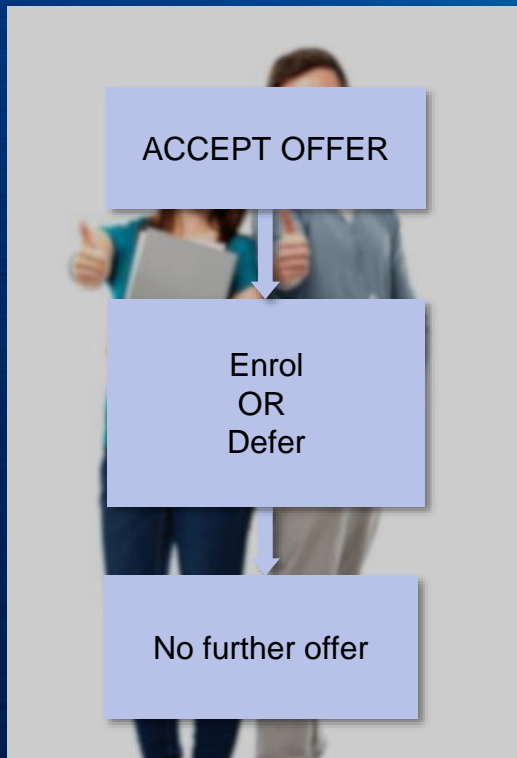
December offers: offered **2<sup>nd</sup>-6<sup>th</sup>** preference



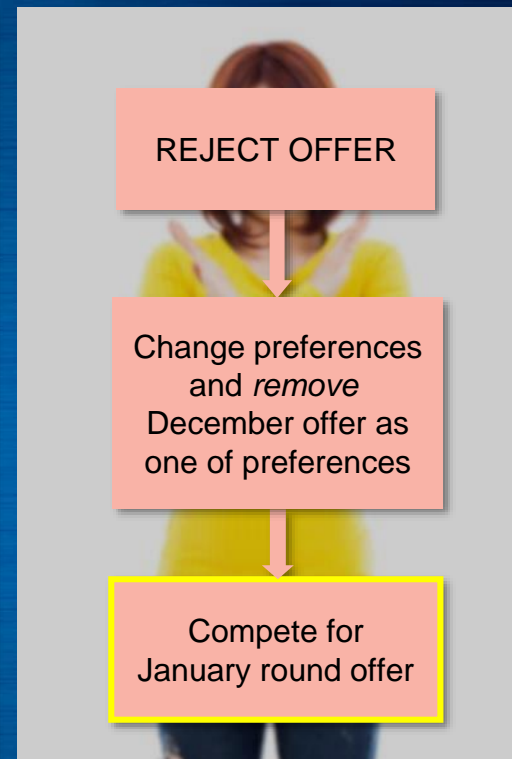
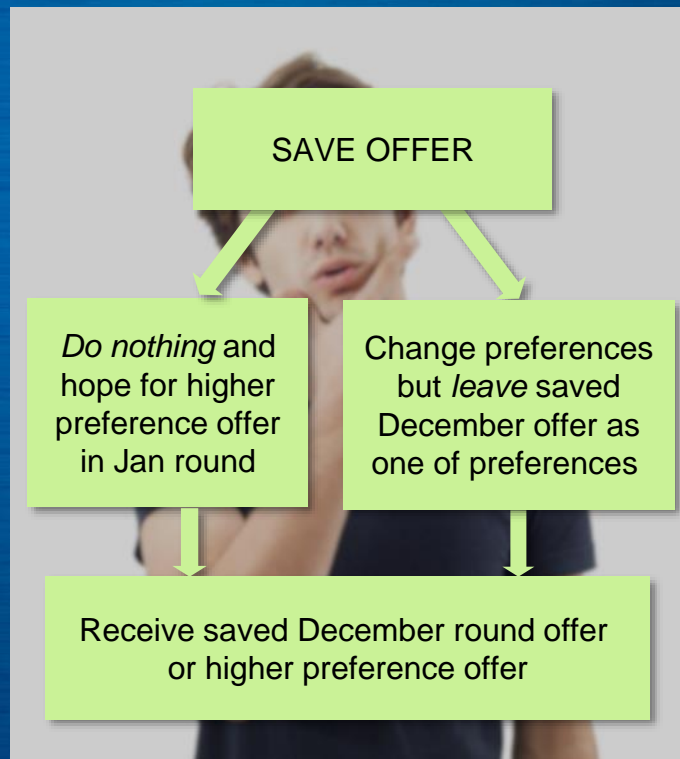
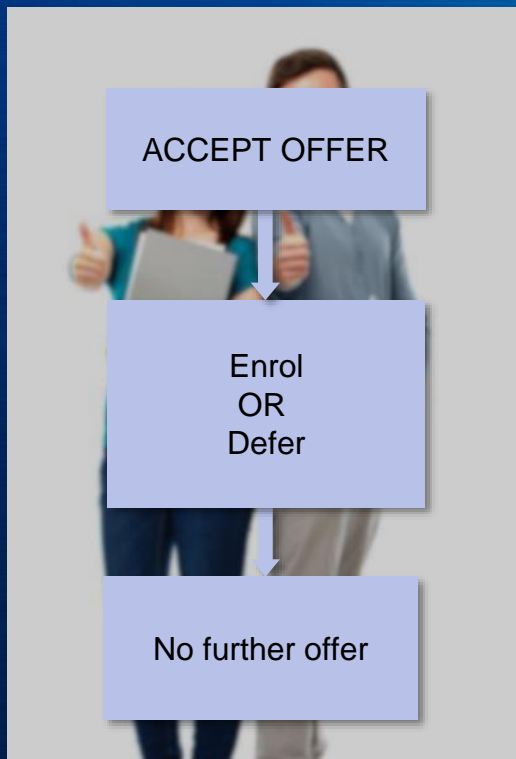
# December offers: offered **2<sup>nd</sup>-6<sup>th</sup>** preference



# December offers: offered **2<sup>nd</sup>-6<sup>th</sup>** preference



# December offers: offered **2<sup>nd</sup>-6<sup>th</sup>** preference





# December round: no offer?

Fix any problems  
and wait for  
January round offer

Change preferences  
for  
January round

Do nothing and  
hope for  
January round offer



**December round: no offer?**

**Get  
some  
advice!!**



**January round: offer!**






# Deferral





A 3D maze with a person standing in the center, looking thoughtful. The maze is made of light blue walls and a central path. The person is wearing a white shirt and dark pants, with one hand on their head. The background is a gradient of blue and white.

If you have any questions about  
your application, your results  
or your offer,  
please contact us!

Phone:

9318 8000

Email:

[info@tisc.edu.au](mailto:info@tisc.edu.au)

Web:

[www.tisc.edu.au](http://www.tisc.edu.au)

A person wearing a dark blue suit jacket and a light-colored shirt is holding a white rectangular sign in front of their chest. The sign has the word "QUESTIONS?" written in a large, bold, dark blue, sans-serif font. The person's hands are visible, holding the sign from the bottom corners. The background is a plain, light grey color.

**QUESTIONS?**

**TISC**

**TERTIARY  
INSTITUTIONS  
SERVICE  
CENTRE**

**WESTERN AUSTRALIA**