



Christ Church
Grammar School
PERTH, WESTERN AUSTRALIA

The WACE/TISC/TAFE process

And how you can support
your son through it



Christ Church
Grammar School

Tonight's presentations

- Mahendra Vaswani – Director of Studies
- Wayne Betts – Executive Officer, TISC

Also with us:

- Jody Clarke – Careers Counsellor
- Brendon Noble – Year 12 Boarding Coordinator

Information for all students

- ATAR pathway and TISC
- Non-ATAR pathway and TAFE



Christ Church
Grammar School

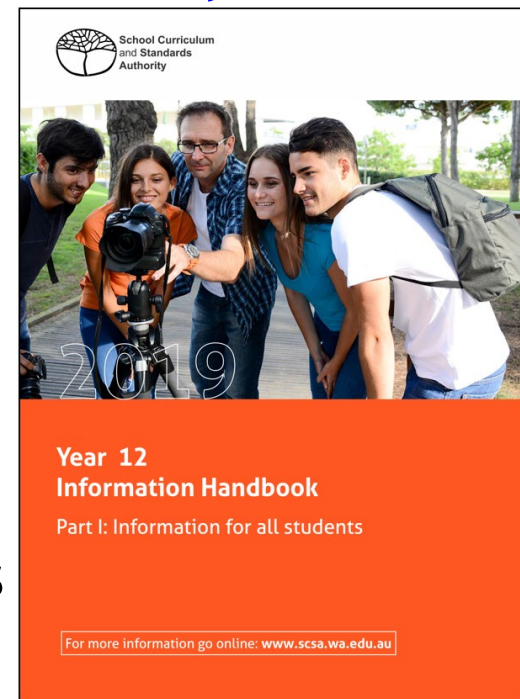
SCSA Year 12 Information Handbook 2019

<http://www.scsa.wa.edu.au/publications/year-12-information>

First port of call
for any queries/concerns

Other helpful references

www.scsa.wa.edu.au - student pages





Christ Church
Grammar School

Current position...

- **Jody Clarke has spoken to Year 12 ATAR boys re TISC applications and Non-ATAR boys re TAFE**
- **Boys (and parents) are encouraged to meet with Mrs Clarke to follow up if required**



Christ Church
Grammar School

Current position...

- No more withdrawals from subjects with practical component allowed
- Thursday 15 August: Last date for withdrawal from ATAR courses without practical examination components and General courses
- Boys completing Certificate IV Fitness and any external Cert IV courses must have completed all components by end of Term 3



Christ Church
Grammar School

Term 3 – a demanding term for all boys

- **Weeks 3 – 8: content & assessments**
- **Week 9 Mon ,Tues: non-assessment days but boys MUST attend lessons as usual (excellent revision program)**
- **Sport finishes soon – boys should make study timetable and really commit to academic program – can still make significant improvements**



Christ Church
Grammar School

Concerns?

Concerns about how your son is coping?

- **Contact HoH/tutor**



Christ Church
Grammar School

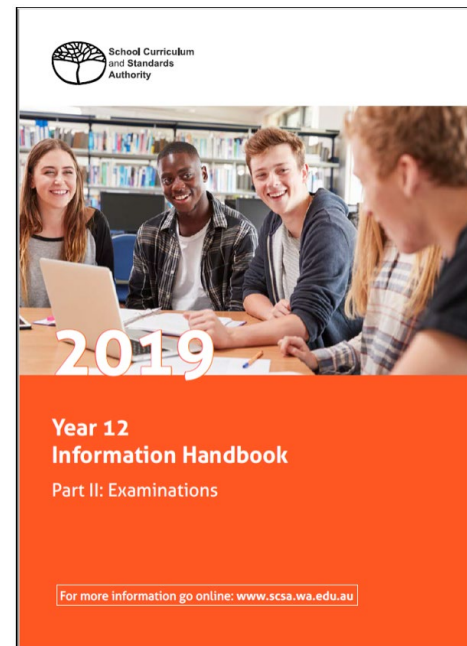
ATAR pathway



Christ Church
Grammar School

Examinations Information Handbook

<https://senior-secondary.scsa.wa.edu.au/further-resources/year-12-information>





Christ Church
Grammar School

Term 3 - practical exams and portfolios

Deadlines for submission of portfolios for some subjects with practical component

e.g., PE Studies, Design, MDT (Wood)



Christ Church
Grammar School

University open days

- **Term 3 remaining open days:**
 - ECU and WAAPA: Sunday 11 August
 - Notre Dame: Sunday 11 August



Christ Church
Grammar School

Week 9 – ATAR pathway

- **Week 9 Monday, Tuesday are normal school days**
- **Wednesday, Thursday are study days**
- **Week 9 Friday: Trial exams start - continue on Saturday and throughout Week 10**



Christ Church
Grammar School

ATAR Exam timetables

- Both Practical and Written exam timetables are now available from SCSA
- From Thursday 12 September, students can check their ATAR examination timetables and personal details online at <https://www.wace.wa.edu.au>.



Christ Church
Grammar School

Term 3 holidays

- **Boys should have some down time**
- **They should also do some study!**
- **Good time to get organised, make study notes, work in study groups, complete past papers, read Examiners' reports**
- **ATARget courses**
- **ATAR Practical Exams!**



Christ Church
Grammar School

Term 4

- **Weeks 1 and 2: boys must attend all lessons – revision program**
- **Week 1/2: Boys given print-out of final marks and grades – need to check carefully and immediately and advise of any issues**
- **Week 2: Normal classes Monday, Tuesday, then Valedictory on Thursday (Wednesday is a study day at home)**



Christ Church
Grammar School

ATAR examinations

Saturday 28 September – Sunday 6 October

ATAR **practical** examinations for Drama, Music and Physical Education Studies

Saturday 12 and Sunday 13 October

ATAR **practical** examinations for Chinese and Japanese as a Second Language

Saturday 12 Oct – Sunday 20 October

ATAR **practical** examinations for EALD, French: Second Language



Christ Church
Grammar School

ATAR examinations

Wednesday 30 October – Tuesday 19 November

ATAR course **written** examinations

- Arrive about 30 minutes prior to examination starting time – no entry if over 30 minutes late
- **Must attend and make a genuine attempt**
- Some exams held at other schools



Christ Church
Grammar School

ATAR examinations contd.

- **Strict rules - no food, clear water bottles - see SCSA Handbook for full list of rules**
- **No gel or erasable pens**
- **Spare batteries for calculators, spare calculators, spare pens**
- **Clear ruler**





Christ Church
Grammar School

Sickness or Misadventure claims

- For candidates who suffer from a temporary sickness or accident close to or during ATAR exams (see p11 of SCSA Handbook)
- Form available from SCSA website
- Documentation must be provided as evidence
- Form must be submitted by 4pm Thursday 21 Nov



Christ Church
Grammar School

Awards

- **General exhibition, subject exhibition, subject certificates of excellence, certificates of merit and certificates of distinction**
- **Based on examination score only**
- **[SCSA Link](#)**



Christ Church
Grammar School

Early offers

- **UWA, ECU and Curtin have new 'early offer' programs**

Curtin

<https://study.curtin.edu.au/early-offers/>

Edith Cowan University

<https://www.ecu.edu.au/future-students/applying/early-offer-program>

UWA

<https://www.uwa.edu.au/study/how-to-apply/early-offers>



Christ Church
Grammar School

The University of Notre Dame

- Notre Dame uses a comprehensive admissions process that goes beyond the use of a single score. Prospective students apply directly to the University for admission.
- The selection process for Notre Dame is based on:
 - Personal qualities, motivation and academic potential
 - Contribution to school and community life
 - Academic records (ATAR)
 - Interview



Christ Church
Grammar School

Non-ATAR PATHWAY

Term 3

- **Week 9 Wednesday - Friday : no classes**
- **Week 10 Monday – Friday: no classes**

Boys to complete work experience



Christ Church
Grammar School

Term 4 – Non-ATAR students

- **Special timetable – Jody Clarke will advise**

Includes

- **time to finish off any outstanding coursework**
- **excursions**
- **incursions**
- **activities and competitions.**



Christ Church
Grammar School

TAFE Applications

**Online applications made directly to South or North
Metropolitan TAFE**

Applications open: early September

Applications close: early December



Christ Church
Grammar School

CCGS documentation – all students

- **No Year 12 report issued at end of Term 3**
- **Updated Predicted ATAR (with language and Maths bonuses) - Term 4 Week 2**
- **Final transcript - Term 4 Week 3**
- **Testimonial and Record of Activities - posted home in December**
- **Remember to download and save/print all School reports as portal will not be available in 2020**



Christ Church
Grammar School

SCSA Folio of Achievement – all students

- **Posted by SCSA to students' home addresses in January 2020**
- **Contains**
 - **WASSA (Western Australian Statement of Student Achievement)**
 - **WACE (Western Australian Certificate of Education) - if eligible**
 - **ATAR course report (as relevant)**
 - **Certificates (as relevant)**



Christ Church
Grammar School

Thank you and all the best!

The logo for TISC (Tertiary Institutions Service Centre) features the letters 'TISC' in a bold, white, sans-serif font, centered within a solid blue rectangular box.

TERTIARY
INSTITUTIONS
SERVICE
CENTRE

WESTERN AUSTRALIA

Wayne Betts
Executive Officer

In this presentation ...

- Pathways to university
- ATAR
- From marks to scaled scores
- Application process
- Results
- Responding to an offer



www.tisc.edu.au

- Database of WA university courses
- Entry requirements
- University application
- Preferences
- ATAR
- Offers
- Scaling information



Pathways to university

- ATAR
- VET studies
- Portfolio/experience-based entry
- Enabling programs

Entry requirements



University Admission Requirements WA Year 12 – School Leaver



Western Australian Certificate of Education
(WACE)



Competence in English

Scaled Score of at least 50 in English ATAR,
Literature ATAR or EALD ATAR



Prerequisites



Academic performance

ATAR, Cert 4, Enabling program, etc

The ATAR

A way to **compare** the results of
thousands of students
for university entry purposes.



Interview

Audition

Test

Portfolio

**School
recommendation**

79.00

65.75

86.90

59.70

73.50

76.95

64.80

80.05

79.25


87.30

97.30

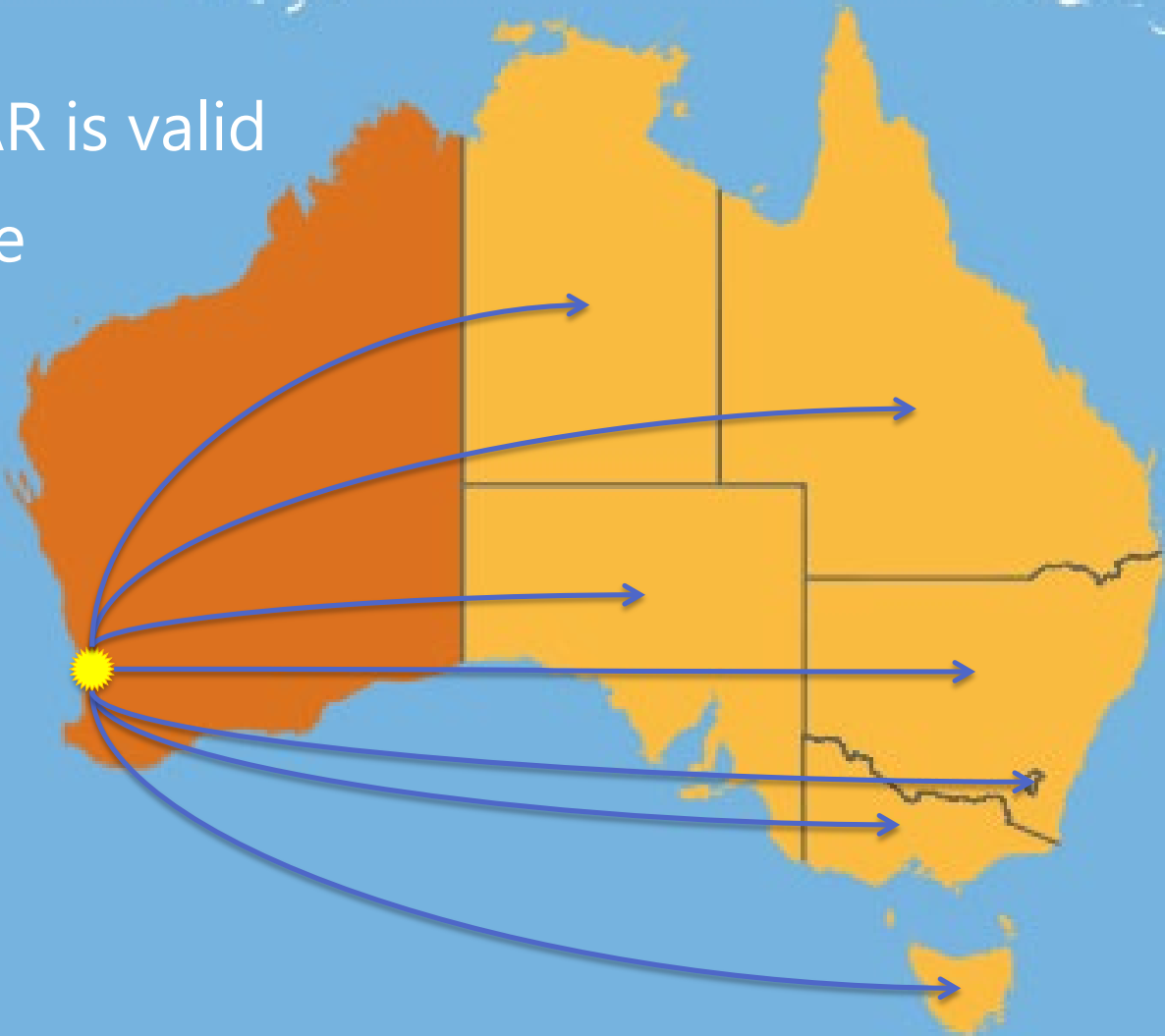
ATAR isn't the only selection tool.

Australian Tertiary Admission Rank (ATAR)

- **Rank position** in the total WA Year 12 school leaving age population
- 75.00 means you have performed better than 75% of all the Year 12 school leaving age people in WA




Your ATAR is valid
across the
country.



Australian Tertiary Admission Rank (ATAR)

- Derived from the Tertiary Entrance Aggregate (TEA)
- TEA = sum of best 4 scaled scores
 - + 10% of a Language Other Than English
 - + 10% of Maths Methods and Maths Specialist
- Maximum TEA = 430



Course	Scaled Score
Physics ATAR	67.6
Italian ATAR	66.5
English ATAR	55.4
Modern History ATAR	41.5
Mathematics Methods ATAR	41.0



Course	Scaled Score
Physics ATAR	67.6
Italian ATAR	66.5
English ATAR	55.4
Modern History ATAR	41.5
Mathematics Methods ATAR	41.0
Sub-total	231.0
LOTE bonus	6.7
Maths bonus	4.1
Tertiary Entrance Aggregate	241.8



Course	Scaled Score
Physics ATAR	67.6
Italian ATAR	66.5
English ATAR	55.4
Modern History ATAR	41.5
Mathematics Methods ATAR	41.0
Sub-total	231.0
LOTE bonus	6.7
Maths bonus	4.1
Tertiary Entrance Aggregate	241.8



Course	Scaled Score
Physics ATAR	67.6
Italian ATAR	66.5
English ATAR	55.4
Modern History ATAR	41.5
Mathematics Methods ATAR	41.0
Sub-total	231.0
LOTE bonus	6.7
Maths bonus	4.1
Tertiary Entrance Aggregate	241.8



423.0
422.4
422.2
417.1
416.4
416.1
416.1
415.7
415.2
412.5
411.4
410.6
409.6
407.3
407.3
407.1
407.1
406.9
405.7
402.7
401.8
400.5
399.8
399.4
398.9
398.2
397.9
397.8
396.1
395.2
394.8
394.6
394.0
393.8

393.6
393.5
393.3
392.9
392.6
392.5
392.2
392.0
391.7
391.6
391.3
391.2
391.1
390.8
390.5
389.9
389.8
389.3
389.0
388.9
388.4
387.6
387.5
387.3
387.1
387.0
386.9
386.7
386.6
386.2
386.1
385.7
385.1
384.7

382.1
381.8
381.4
381.2
381.1
380.6
380.3
380.2
379.5
379.2
378.7
378.6
378.3
378.2
377.7
377.5
377.4
377.2
377.1
376.8
376.7
376.5
376.4
376.1
376.0
375.9
375.7
375.5
374.9
374.5
373.8
373.6
373.3
373.2

373.1
372.7
372.4
372.1
372.0
371.7
371.6
371.5
371.3
370.6
370.1
369.8
369.2
369.0
368.8
368.7
368.5
368.0
367.9
367.5
367.4
367.3
367.2
367.1
367.0
366.9
366.7
366.5
366.4
366.3
366.1
365.8
365.7
365.6

423.0
422.4
422.2
417.1
416.4
416.1
416.1
415.7
415.2
412.5
411.4
410.6
409.6
407.3
407.3
407.1
407.1
406.9
405.7
402.7
401.8
400.5
399.8
399.4
398.9
398.2
397.9
397.8
396.1
395.2
394.8
394.6
394.0
393.8

99.95

99.90

393.6
393.5
393.3
392.9
392.6
392.5
392.2
392.0
391.7
391.6
391.3
391.2
391.1
390.8
390.5
389.9
389.8
389.3
389.0
388.9
388.4
387.6
387.5
387.3
387.1
387.0
386.9
386.7
386.6
386.2
386.1
385.7
385.1
384.7

99.85

99.80

382.1
381.8
381.4
381.2
381.1
380.6
380.3
380.2
379.5
379.2
378.7
378.6
378.3
378.2
377.7
377.5
377.4
377.2
377.1
376.8
376.7
376.5
376.4
376.1
376.0
375.9
375.7
375.5
374.9
374.5
373.8
373.6
373.3
373.2

99.75

99.70

373.1
372.7
372.4
372.1
372.0
371.7
371.6
371.5
371.3
370.6
370.1
369.8
369.2
369.0
368.8
368.7
368.5
368.0
367.9
367.5
367.4
367.3
367.2
367.1
367.0
366.9
366.7
366.5
366.4
366.3
366.1
365.8
365.7
365.6

99.60

99.55

TEA/ATAR Summary Table

FOR ILLUSTRATION PURPOSES ONLY

Minimum TEA	ATAR
407.1	99.95
396.5	99.90
375.9	99.70
350.3	99.00
333.1	98.00
320.5	97.00
310.9	96.00
303.0	95.00
296.7	94.00
291.0	93.00
285.5	92.00

Minimum TEA	ATAR
280.8	91.00
276.3	90.00
271.9	89.00
276.9	88.00
263.7	87.00
260.4	86.00
256.9	85.00
253.4	84.00
250.5	83.00
247.3	82.00
244.4	81.00

Minimum TEA	ATAR
241.8	80.00
239.1	79.00
236.5	78.00
234.1	77.00
231.4	76.00
231.0	75.90
229.0	75.00
226.8	74.00
225.3	73.00
220.5	71.00
218.0	70.00

TEA/ATAR Summary Table

FOR ILLUSTRATION PURPOSES ONLY

Minimum TEA	ATAR
407.1	99.95
396.5	99.90
375.9	99.70
350.3	99.00
333.1	98.00
320.5	97.00
310.9	96.00
303.0	95.00
296.7	94.00
291.0	93.00
285.5	92.00

Minimum TEA	ATAR
280.8	91.00
276.3	90.00
271.9	89.00
276.9	88.00
263.7	87.00
260.4	86.00
256.9	85.00
253.4	84.00
250.5	83.00
247.3	82.00
244.4	81.00

Minimum TEA	ATAR
241.8	80.00
239.1	79.00
236.5	78.00
234.1	77.00
231.4	76.00
231.0	75.90
229.0	75.00
226.8	74.00
225.3	73.00
220.5	71.00
218.0	70.00

423.0
422.4
422.2
417.1
416.4
416.1
416.1
415.7
415.2
412.5
411.4
410.6
409.6
407.3
407.3
407.1
407.1
406.9
405.7
402.7
401.8
400.5
399.8
399.4
398.9
398.2
397.9
397.8
396.1
395.2
394.8
394.6
394.0
393.8

99.95

99.90

393.6
393.5
393.3
392.9
392.6
392.5
392.2
392.0
391.7
391.6
391.3
391.2
391.1
390.8
390.5
389.9
389.8
389.3
389.0
388.9
388.4
387.6
387.5
387.3
387.1
387.0
386.9
386.7
386.6
386.2
386.1
385.7
385.1
384.7

99.85

99.80

382.1
381.8
381.4
381.2
381.1
380.6
380.3
380.2
379.5
379.2
378.7
378.6
378.3
378.2
377.7
377.5
377.4
377.2
377.1
376.8
376.7
376.5
376.4
376.1
376.0
375.9
375.7
375.5
374.9
374.5
373.8
373.6
373.3
373.2

99.75

99.70

373.1
372.7
372.4
372.1
372.0
371.7
371.6
371.5
371.3
370.6
370.1
369.8
369.2
369.0
368.8
368.7
368.5
368.0
367.9
367.5
367.4
367.3
367.2
367.1
367.0
366.9
366.7
366.5
366.4
366.3
366.1
365.8
365.7
365.6

99.60

99.55

TEA/ATAR Summary Table

FOR ILLUSTRATION PURPOSES ONLY

Minimum TEA	ATAR
407.1	99.95
396.5	99.90
375.9	99.70
350.3	99.00
333.1	98.00
320.5	97.00
310.9	96.00
303.0	95.00
296.7	94.00
291.0	93.00
285.5	92.00

Minimum TEA	ATAR
280.8	91.00
276.3	90.00
271.9	89.00
276.9	88.00
263.7	87.00
260.4	86.00
256.9	85.00
253.4	84.00
250.5	83.00
247.3	82.00
244.4	81.00

Minimum TEA	ATAR
241.8	80.00
239.1	79.00
236.5	78.00
234.1	77.00
231.4	76.00
231.0	75.90
229.0	75.00
226.8	74.00
225.3	73.00
220.5	71.00
218.0	70.00

TEA/ATAR Summary Table

FOR ILLUSTRATION PURPOSES ONLY

Minimum TEA	ATAR
407.1	99.95
396.5	99.90
375.9	99.70
350.3	99.00
333.1	98.00
320.5	97.00
310.9	96.00
303.0	95.00
296.7	94.00
291.0	93.00
285.5	92.00

Minimum TEA	ATAR
280.8	91.00
276.3	90.00
271.9	89.00
276.9	88.00
263.7	87.00
260.4	86.00
256.9	85.00
253.4	84.00
250.5	83.00
247.3	82.00
244.4	81.00

Minimum TEA	ATAR
241.8	80.00
239.1	79.00
236.5	78.00
234.1	77.00
231.4	76.00
231.0	75.90
229.0	75.00
226.8	74.00
225.3	73.00
220.5	71.00
218.0	70.00

TEA/ATAR Summary Table

FOR ILLUSTRATION PURPOSES ONLY

Minimum TEA	ATAR
407.1	99.95
396.5	99.90
375.9	99.70
350.3	99.00
333.1	98.00
320.5	97.00
310.9	96.00
303.0	95.00
296.7	94.00
291.0	93.00
285.5	92.00

Minimum TEA	ATAR
280.8	91.00
276.3	90.00
271.9	89.00
276.9	88.00
263.7	87.00
260.4	86.00
256.9	85.00
253.4	84.00
250.5	83.00
247.3	82.00
244.4	81.00

Minimum TEA	ATAR
241.8	80.00
239.1	79.00
236.5	78.00
234.1	77.00
231.4	76.00
231.0	75.90
229.0	75.00
226.8	74.00
225.3	73.00
220.5	71.00
218.0	70.00

Average Scaled Score to ATAR

FOR ILLUSTRATION PURPOSES ONLY

Best 4 average	ATAR	+1 of LOTE, METHODS, SPECIALIST	+2 of LOTE, METHODS, SPECIALIST	+3 of LOTE, METHODS, SPECIALIST
50				
60				
70				
80				
90				

2018 data. Average of best four scaled scores. Bonuses based on average scaled score.

Average Scaled Score to ATAR

FOR ILLUSTRATION PURPOSES ONLY

Best 4 average	ATAR	+1 of LOTE, METHODS, SPECIALIST	+2 of LOTE, METHODS, SPECIALIST	+3 of LOTE, METHODS, SPECIALIST
50	61.05			
60	79.35			
70	90.85			
80	96.95			
90	99.35			

2018 data. Average of best four scaled scores. Bonuses based on average scaled score.

Average Scaled Score to ATAR

FOR ILLUSTRATION PURPOSES ONLY

Best 4 average	ATAR	+1 of LOTE, METHODS, SPECIALIST	+2 of LOTE, METHODS, SPECIALIST	+3 of LOTE, METHODS, SPECIALIST
50	61.05	63.60	66.05	68.65
60	79.35	81.55	83.45	85.30
70	90.85	92.25	93.55	94.70
80	96.95	97.60	98.20	98.70
90	99.35	99.55	99.70	99.80

2018 data. Average of best four scaled scores. Bonuses based on average scaled score.

Average Scaled Score to ATAR

FOR ILLUSTRATION PURPOSES ONLY

ATAR	Best 4 average	+1 of LOTE METHODS SPECIALIST	+2 of LOTE METHODS SPECIALIST	+3 of LOTE METHODS SPECIALIST
70.00				
80.00				

2018 data. Average of best four scaled scores. Bonuses based on average scaled score.

Average Scaled Score to ATAR

FOR ILLUSTRATION PURPOSES ONLY

ATAR		Best 4 average		
70.00	54.5	+1 of LOTE METHODS SPECIALIST	+2 of LOTE METHODS SPECIALIST	+3 of LOTE METHODS SPECIALIST
80.00	60.5			

2018 data. Average of best four scaled scores. Bonuses based on average scaled score.


Average Scaled Score to ATAR

FOR ILLUSTRATION PURPOSES ONLY

ATAR	Best 4 average	+1 of LOTE METHODS SPECIALIST	+2 of LOTE METHODS SPECIALIST	+3 of LOTE METHODS SPECIALIST
70.00	54.5	53.1	51.8	50.4
80.00	60.5	58.9	57.4	55.9

2018 data. Average of best four scaled scores. Bonuses based on average scaled score.

From raw marks to scaled scores



Marks adjustment processes

Allow us to add together results from:

- *different schools*
- *different exam papers*
- *different subjects*

Marks adjustment processes

Differences between	Process
Schools	Moderation
Exams	Standardisation
Courses	Scaling

Application process

TISC Members



Apply through TISC



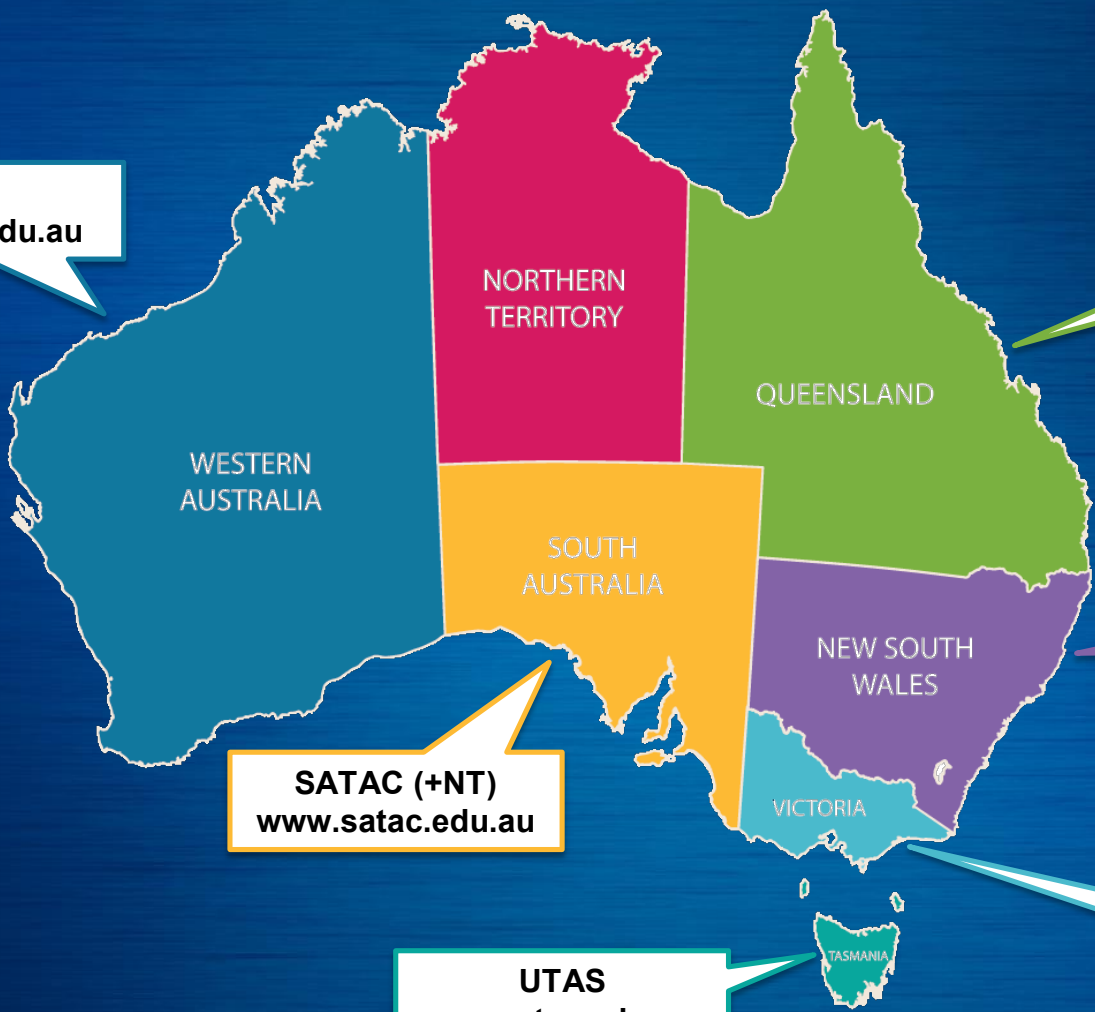
Associate Members



Apply direct



TISC
www.tisc.edu.au



QTAC
www.qtac.edu.au

UAC
www.uac.edu.au

VTAC
www.vtac.edu.au

UTAS
www.utas.edu.au

SATAC (+NT)
www.satac.edu.au

QUEENSLAND

WESTERN
AUSTRALIA

NORTHERN
TERRITORY

SOUTH
AUSTRALIA

NEW SOUTH
WALES

VICTORIA

TASMANIA

4 effective periods

Important Dates

Term 3	TISC Guide issued to Year 12
5 August	Applications open
30 September	On-time closing date Final closing date for some courses
19 December	Year 12 results released
23 December	December offers released
16 January	January offers released

INSTRUCTION LETTER TO SCHOOL LEAVERS

Tertiary Institutions Service Centre Ltd

Level 1, 100 Royal Street
East Perth, Western Australia 6004
Telephone (08) 9318 8000
Facsimile (08) 9225 7050
<http://www.tisc.edu.au/>

School details
Personal details
Address
Telephone
Mobile

DON'T THROW THIS AWAY! YOU WILL NEED IT.

APPLYING TO UNIVERSITY VIA TISCOOnline (WEB)

- Logon at www.tisc.edu.au.
- You need a User ID and Password.
- Your User ID is your 2019 School Curriculum and Standards Authority Student Number.
- Access TISCOOnline using your default Password.
- Require assistance, email help@tisc.edu.au (and, no, you won't be the only one!).
- Check out the 2020 TISC Guide for a step-by-step guide.
- You can change your preferences online (at no cost).
- You can access your results and offers online.
- Application fees are \$50 for 2019 WA Year 12 school leaver age students
- Please check that your personal details on the letter are correct.

All the very best for your studies this year!

Online Application

- Login with User ID & Password
- Answer all Questions
- Insert Course Preferences (codes)
- Declare all is True and Correct
- Pay Application Fee
(online/phone/mail/office)

Your application is not active until payment has been made!

Don't use your school email address!

Preferences

Preference	Course	University
1	Dream course 1	University A
2	Dream course 2	University B
3	Confident choice 1	University C
4	Confident choice 2	University D
5	Fall back choice 1	University A
6	Fall back choice 2	University C

Preferences

Preference	Course	University
1	Dream course 1	University A
2	Dream course 2	University B
3	Confident choice 1	University C
4	Confident choice 2	University D
5	Fall back choice 1	University A
6	Fall back choice 2	University C

Preferences

Preference	Course	University
1	Dream course 1	University A
2	Dream course 2	University B
3	Confident choice 1	University C
4	Confident choice 2	University D
5	Fall back choice 1	University A
6	Fall back choice 2	University C

THE UNIVERSITY OF WESTERN AUSTRALIA

COURSES	COURSE CODE	METHOD OF STUDY (F, P)	MINIMUM ATAR/ SELECTION RANK 2020	GUARANTEED ATAR/ SELECTION RANK 2020
PERTH CAMPUS				
Philosophy (<i>Honours</i>) (<i>BPhil (Hons)</i>) <i>Any undergraduate major</i>	UWBPH	F, P	98.00*	N/A
Arts (<i>BA</i>) <i>Anthropology & Sociology</i> <i>Archaeology</i> <i>Architecture (Double Major)</i> <i>Asian Studies</i> <i>Chinese Studies</i>	UWART	F, P	80.00	80.00
				<i>Integrated Design</i> <i>Italian Studies</i> <i>Japanese Studies</i> <i>Korean Studies</i> <i>Landscape Architecture</i>

THE UNIVERSITY OF WESTERN AUSTRALIA

COURSES	COURSE CODE	METHOD OF STUDY (F, P)	MINIMUM ATAR/ SELECTION RANK 2020	GUARANTEED ATAR/ SELECTION RANK 2020
PERTH CAMPUS				
Philosophy (<i>Honours</i>) (<i>BPhil (Hons)</i>) <i>Any undergraduate major</i>	UWBPH	F, P	98.00*	N/A
Arts (<i>BA</i>) <i>Anthropology & Sociology</i> <i>Archaeology</i> <i>Architecture (Double Major)</i> <i>Asian Studies</i> <i>Chinese Studies</i>	UWART	F, P	80.00	80.00
				<i>Integrated Design</i> <i>Italian Studies</i> <i>Japanese Studies</i> <i>Korean Studies</i> <i>Landscape Architecture</i>

THE UNIVERSITY OF WESTERN AUSTRALIA

COURSES	COURSE CODE	METHOD OF STUDY (F, P)	MINIMUM ATAR/ SELECTION RANK 2020	GUARANTEED ATAR/ SELECTION RANK 2020
PERTH CAMPUS				
Philosophy (<i>Honours</i>) (<i>BPhil (Hons)</i>) <i>Any undergraduate major</i>	UWBPH	F, P	98.00*	N/A
Arts (<i>BA</i>)	UWART	F, P	80.00	80.00

Anthropology & Sociology
Archaeology
Architecture (Double Major)
Asian Studies
Chinese Studies

Integrated Design
Italian Studies
Japanese Studies
Korean Studies
Landscape Architecture

THE UNIVERSITY OF WESTERN AUSTRALIA

COURSES	COURSE CODE	METHOD OF STUDY (F, P)	MINIMUM ATAR/ SELECTION RANK 2020	GUARANTEED ATAR/ SELECTION RANK 2020
PERTH CAMPUS				
Philosophy (<i>Honours</i>) (<i>BPhil (Hons)</i>)	UWBPH	F, P	98.00*	N/A
<i>Any undergraduate major</i>				
Arts (<i>BA</i>)	UWART	F, P	80.00	80.00
<i>Anthropology & Sociology</i> <i>Archaeology</i> <i>Architecture (Double Major)</i> <i>Asian Studies</i> <i>Chinese Studies</i>	<i>Integrated Design</i> <i>Italian Studies</i> <i>Japanese Studies</i> <i>Korean Studies</i> <i>Landscape Architecture</i>			

THE UNIVERSITY OF WESTERN AUSTRALIA

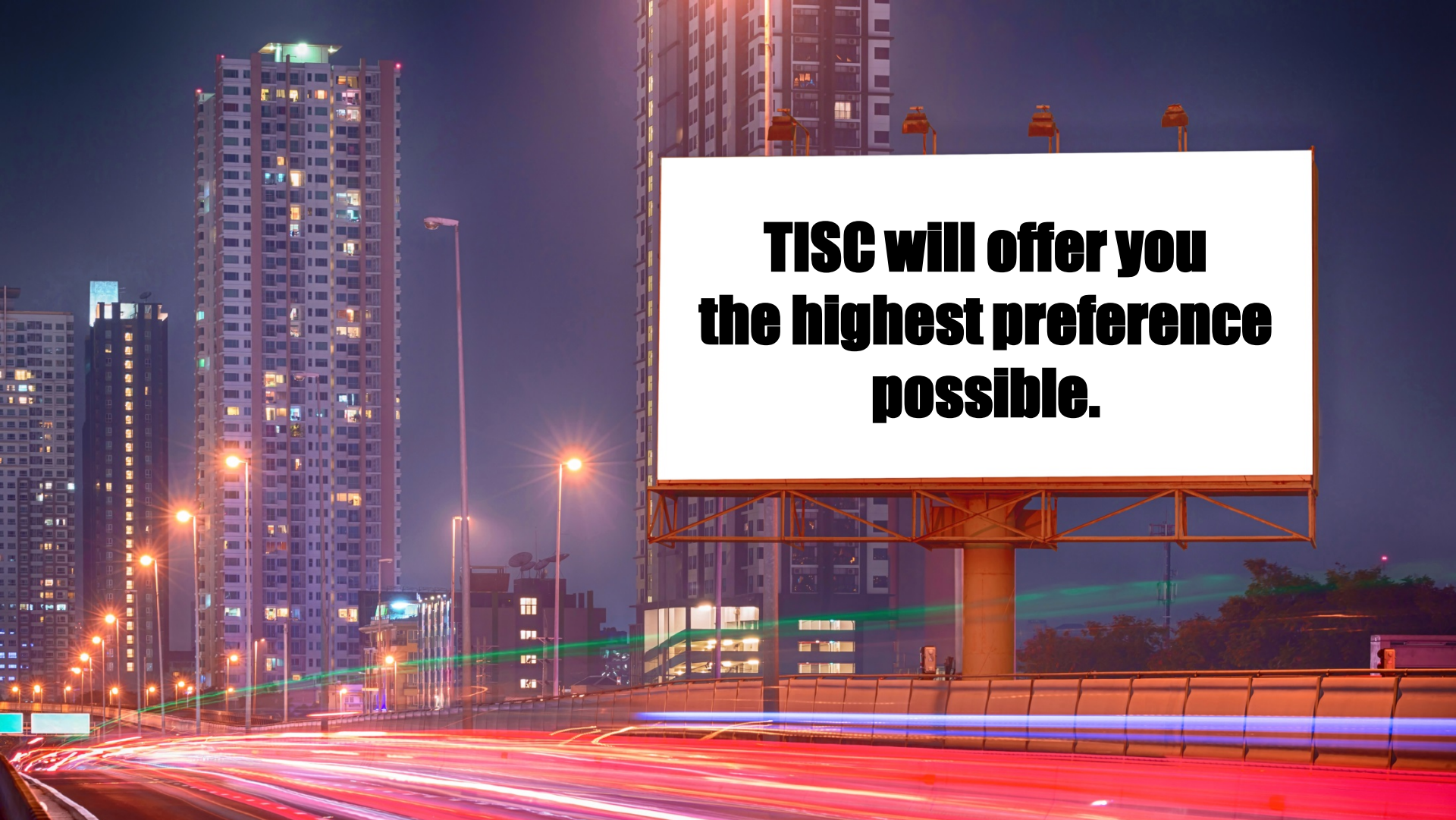
COURSES	COURSE CODE	METHOD OF STUDY (F, P)	MINIMUM ATAR/ SELECTION RANK 2020	GUARANTEED ATAR/ SELECTION RANK 2020
PERTH CAMPUS				
Philosophy (<i>Honours</i>) (<i>BPhil (Hons)</i>) <i>Any undergraduate major</i>	UWBPH	F, P	98.00*	N/A
Arts (<i>BA</i>) <i>Anthropology & Sociology</i> <i>Archaeology</i> <i>Architecture (Double Major)</i> <i>Asian Studies</i> <i>Chinese Studies</i>	UWART	F, P	80.00	80.00
		<i>Integrated Design</i> <i>Italian Studies</i> <i>Japanese Studies</i> <i>Korean Studies</i> <i>Landscape Architecture</i>		

THE UNIVERSITY OF WESTERN AUSTRALIA

COURSES	COURSE CODE	METHOD OF STUDY (F, P)	MINIMUM ATAR/ SELECTION RANK 2020	GUARANTEED ATAR/ SELECTION RANK 2020
PERTH CAMPUS				
Philosophy (<i>Honours</i>) (<i>BPhil (Hons)</i>) <i>Any undergraduate major</i>	UWBPH	F, P	98.00*	N/A
Arts (<i>BA</i>) <i>Anthropology & Sociology</i> <i>Archaeology</i> <i>Architecture (Double Major)</i> <i>Asian Studies</i> <i>Chinese Studies</i>	UWART	F, P	80.00	80.00
				<i>Integrated Design</i> <i>Italian Studies</i> <i>Japanese Studies</i> <i>Korean Studies</i> <i>Landscape Architecture</i>

Coastal and Marine Science / Arts (<i>double degree</i>)	CUCME	F, P	75.00	75.00
Coastal and Marine Science / Commerce (<i>double degree</i>)	CUCSE	F, P	75.00	75.00
Commerce ²	CUBBC	F, P	70.00	70.00
Commerce (Portfolio Entry)	COBBC	F, P	N/A	N/A
Computer Systems and Networking	CUETE	F, P	70.00	70.00
Computing	CUAQE	F, P	70.00	70.00
Construction Management	CUAMH	F, P	70.00	70.00
Creative Writing	CUCWH	F, P	70.00	70.00
Creative Writing (Portfolio Entry)	COCWH	F, P	N/A	N/A
Data Science	CUDAE	F, P	80.00	80.00
Data Science / Arts (<i>double degree</i>)	CUDSE	F, P	80.00	80.00
Data Science / Commerce (<i>double degree</i>)	CUDCE	F, P	80.00	80.00

Coastal and Marine Science / Arts (<i>double degree</i>)	CUCME	F, P	75.00	75.00
Coastal and Marine Science / Commerce (<i>double degree</i>)	CUCSE	F, P	75.00	75.00
Commerce ²	CUBBC	F, P	70.00	70.00
Commerce (Portfolio Entry)	COBBC	F, P	N/A	N/A
Computer Systems and Networking	CUETE	F, P	70.00	70.00
Computing	CUAQE	F, P	70.00	70.00
Construction Management	CUAMH	F, P	70.00	70.00
Creative Writing	CUCWH	F, P	70.00	70.00
Creative Writing (Portfolio Entry)	COCWH	F, P	N/A	N/A
Data Science	CUDAE	F, P	80.00	80.00
Data Science / Arts (<i>double degree</i>)	CUDSE	F, P	80.00	80.00
Data Science / Commerce (<i>double degree</i>)	CUDCE	F, P	80.00	80.00

A large billboard is positioned on a highway at night. The billboard has a white background with bold black text. In the background, there are several tall apartment buildings with many lit windows. Streetlights line the highway, and light trails from cars are visible in the foreground. The overall scene is illuminated by the city lights and the billboard's own lighting.

**TISC will offer you
the highest preference
possible.**

Results

TERTIARY INSTITUTIONS SERVICE CENTRE

2019 UNIVERSITIES ADMISSIONS ADVICE

Ms Sample Student

Category: School Leaver

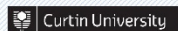
29999999

AUSTRALIAN TERTIARY ADMISSION RANK (ATAR) 81.80

COURSE DATA

Year	Course/Subject	Scaled Score
2018	Media Production and Analysis	75.7
2018	English	63.0
2018	Geography	60.5
2018	Human Biology	48.6
2018	Mathematics Applications	44.9
XXXX	XXXXXXXXXXXXXXXXXXXXXXXXXXXX	XXXX

WACE: Achieved



ATAR/Selection Rank
86.80 T

Competence in English: Achieved

On the basis of your results you are eligible to be considered for admission to degree courses at Curtin University via the StepUp to Curtin Entry Scheme.

You may be considered for Curtin Enabling and UniReady courses.

For information on StepUp, Enabling and UniReady courses go to <http://curtin.edu/flexible-entry-pathways>.

T indicates you have been assigned a StepUp Selection Rank for Curtin University.



ATAR/Selection Rank
86.80 Z

Competence in English: Achieved

On the basis of your results you are eligible to be considered for admission to degree courses at ECU. Your eligibility for an ECU Access Selection Rank higher than your ATAR enables you to be considered for courses with higher minimum ATARs.

For information on ECU Access go to www.ecugetready.com.au.

Z indicates you have been assigned an ECU Access Selection Rank for ECU.



ATAR/Selection Rank
90.00 R

Competence in English: Achieved

On the basis of your results you are eligible to be considered for admission to courses at Murdoch University via the RISE Pathway. For information on RISE go to <http://goto.murdoch.edu.au/AlternativeEntryPathways>.

R indicates you have been assigned a RISE Selection Rank for Murdoch University.



ATAR/Selection Rank
86.80 B

Competence in English: Achieved

On the basis of your results you are eligible to be considered for admission to courses at The University of Western Australia via the Broadway Alternative Entry Pathway. For further information on Broadway go to www.studyat.uwa.edu.au/broadway.

B indicates you have been assigned a Broadway Selection Rank for UWA.

This is not an offer letter. To be considered for most courses you need to have achieved specific selection requirements. These may include a suitable ATAR/Selection Rank, WACE, competence in English and prerequisite(s).

TERTIARY INSTITUTIONS SERVICE CENTRE

2019 UNIVERSITIES ADMISSIONS ADVICE

Ms Sample Student

Category: School Leaver

29999999

AUSTRALIAN TERTIARY ADMISSION RANK (ATAR)

81.80

COURSE DATA

Year	Course/Subject	Scaled Score
2018	Media Production and Analysis	75.7
2018	English	63.0
2018	Geography	60.5
2018	Human Biology	48.6
2018	Mathematics Applications	44.9
xxxx	xxxxxxxxxxxxxxxxxxxxxxxxxxxx	xxxx

WACE: Achieved



Curtin University

ATAR/Selection Rank
86.80 T

Competence in English: Achieved

On the basis of your results you are eligible to be considered for

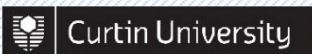


ATAR/Selection Rank
86.80 Z

Competence in English: Achieved

On the basis of your results you are eligible to be considered for

WACE: Achieved



ATAR/Selection Rank
86.80 T

Competence in English: Achieved

On the basis of your results you are eligible to be considered for admission to degree courses at Curtin University via the StepUp to Curtin Entry Scheme.

You may be considered for Curtin Enabling and UniReady courses.

For information on StepUp, Enabling and UniReady courses go to <http://curtin.edu/flexible-entry-pathways>.

T indicates you have been assigned a StepUp Selection Rank for Curtin University.



ATAR/Selection Rank
86.80 Z

Competence in English: Achieved

On the basis of your results you are eligible to be considered for admission to degree courses at ECU. Your eligibility for an ECU Access Selection Rank higher than your ATAR enables you to be considered for courses with higher minimum ATARs.

For information on ECU Access go to www.ecugetready.com.au.

Z indicates you have been assigned an ECU Access Selection Rank for ECU.



ATAR/Selection Rank
90.00 R

Competence in English: Achieved

On the basis of your results you are eligible to be considered for admission to courses at Murdoch University via the RISE Pathway. For information on RISE go to <http://goto.murdoch.edu.au/AlternativeEntryPathways>.

R indicates you have been assigned a RISE Selection Rank for Murdoch University.



ATAR/Selection Rank
86.80 B

Competence in English: Achieved

On the basis of your results you are eligible to be considered for admission to courses at The University of Western Australia via the Broadway Alternative Entry Pathway. For further information on Broadway go to www.studyat.uwa.edu.au/broadway.

B indicates you have been assigned a Broadway Selection Rank for UWA.

This is not an offer letter. To be considered for most courses you need to have achieved specific selection requirements.

Responding to an offer

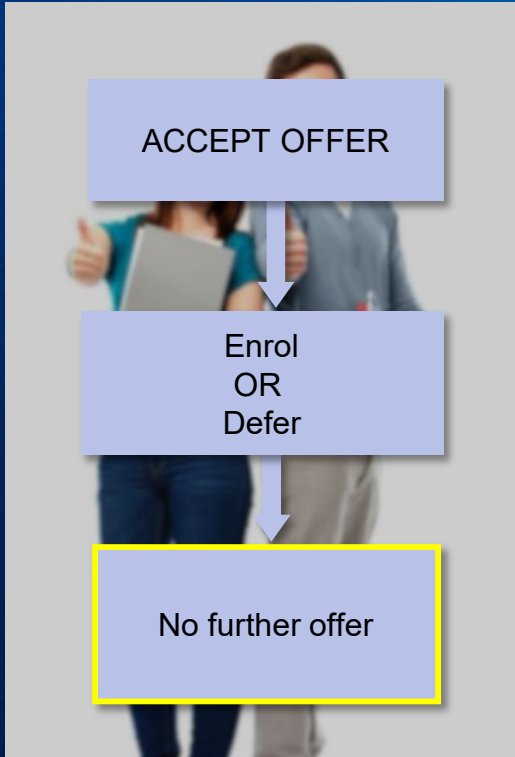
December offers: offered **1st** preference

Preference	Course	University
1	Dream course 1	University A
2	Dream course 2	University B
3	Confident choice 1	University C
4	Confident choice 2	University D
5	Fall back choice 1	University A
6	Fall back choice 2	University C

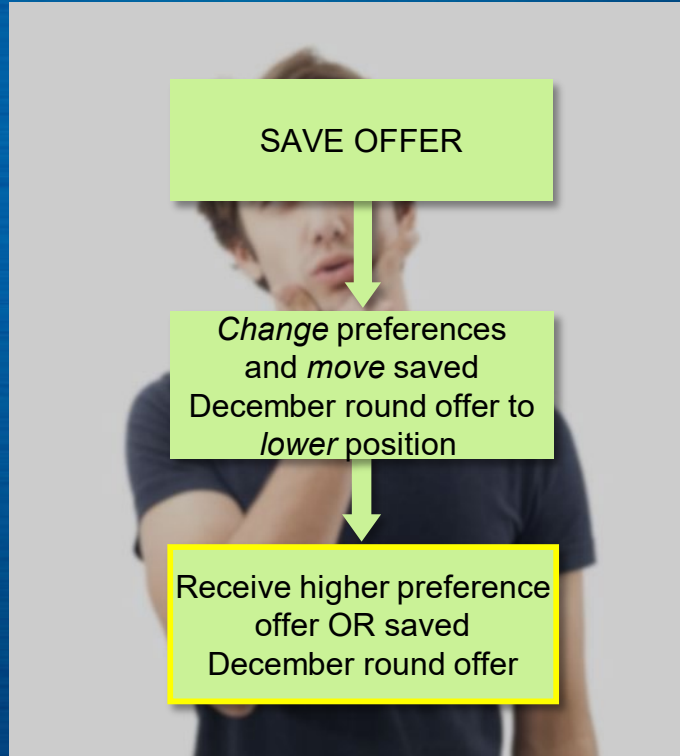
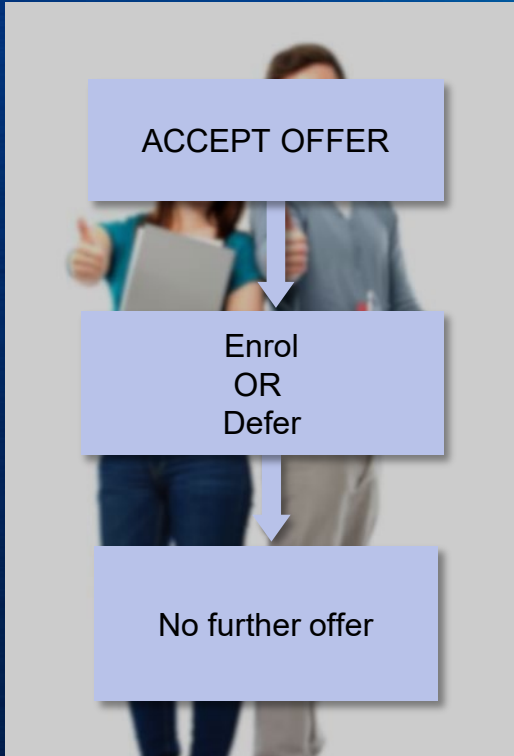
December offers: offered **1st** preference



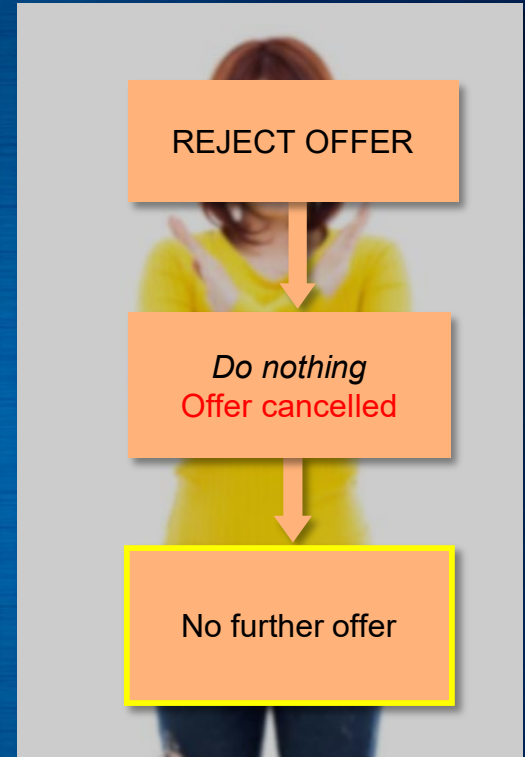
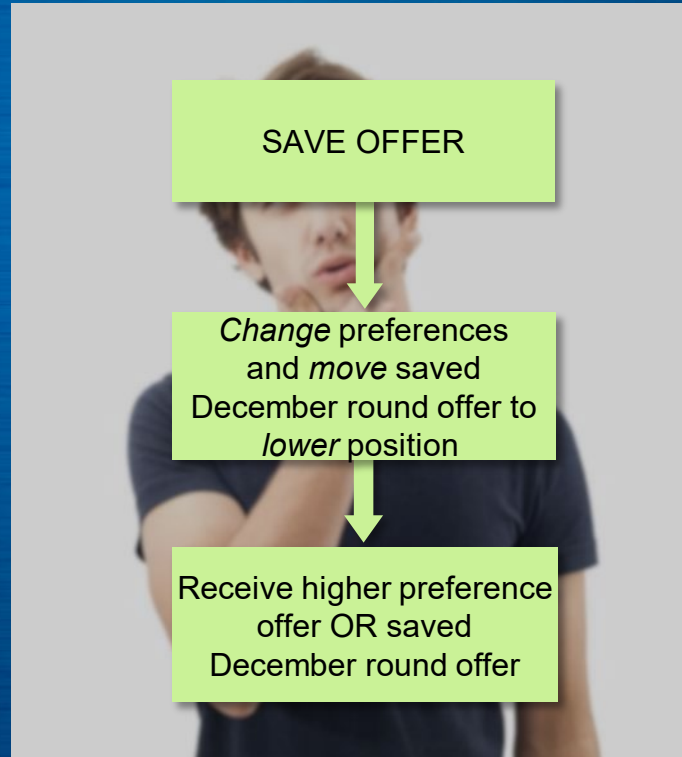
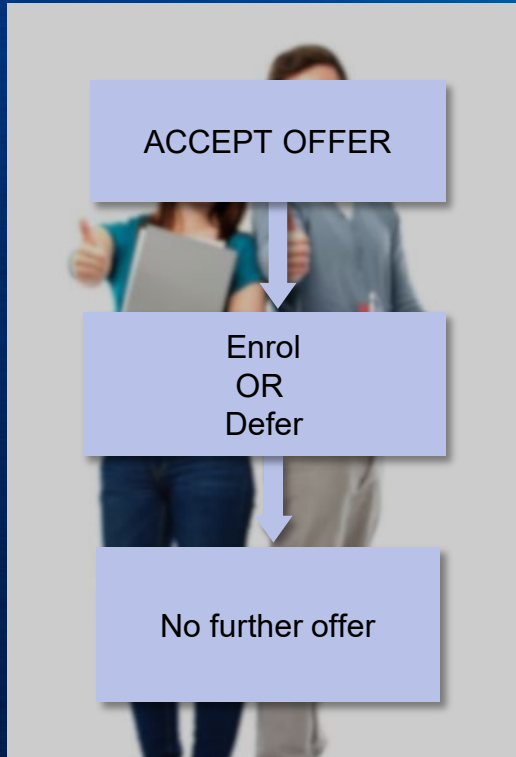
December offers: offered **1st** preference



December offers: offered **1st** preference



December offers: offered **1st** preference



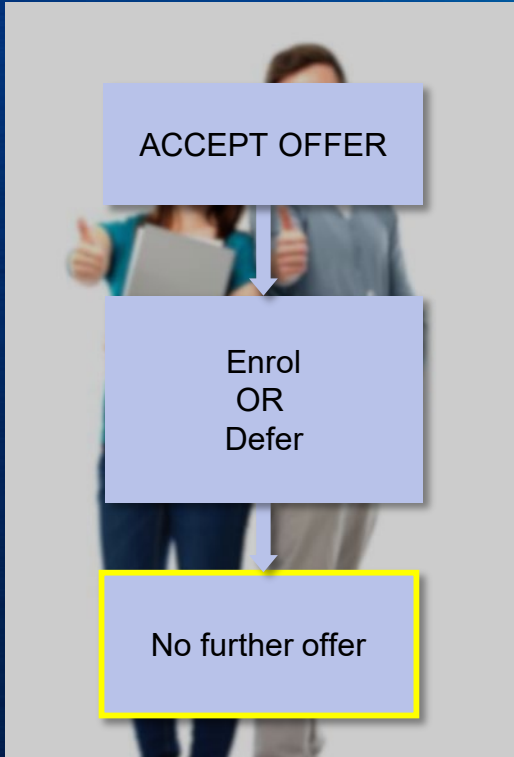
December offers: offered **2nd-6th** preference

Preference	Course	University
1	Dream course 1	University A
2	Dream course 2	University B
3	Confident choice 1	University C
4	Confident choice 2	University D
5	Fall back choice 1	University A
6	Fall back choice 2	University C

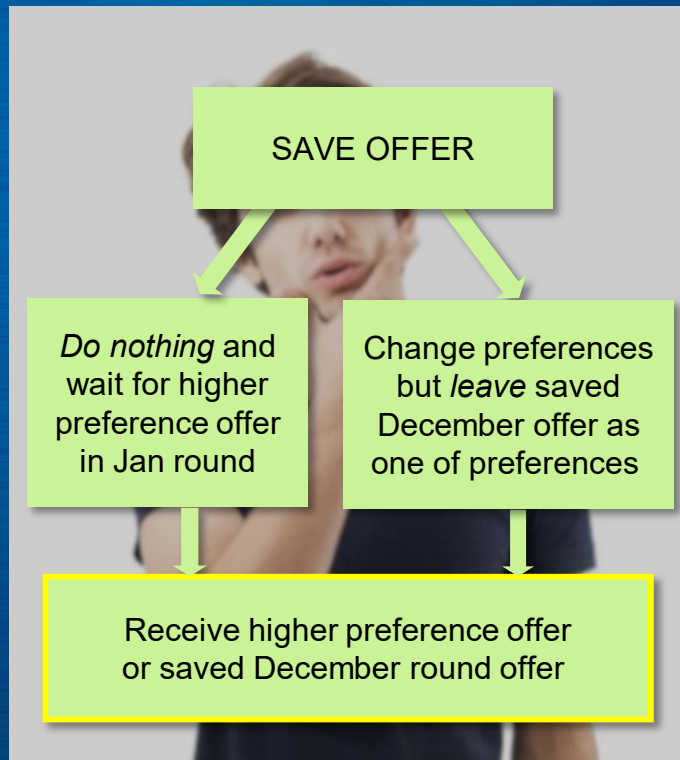
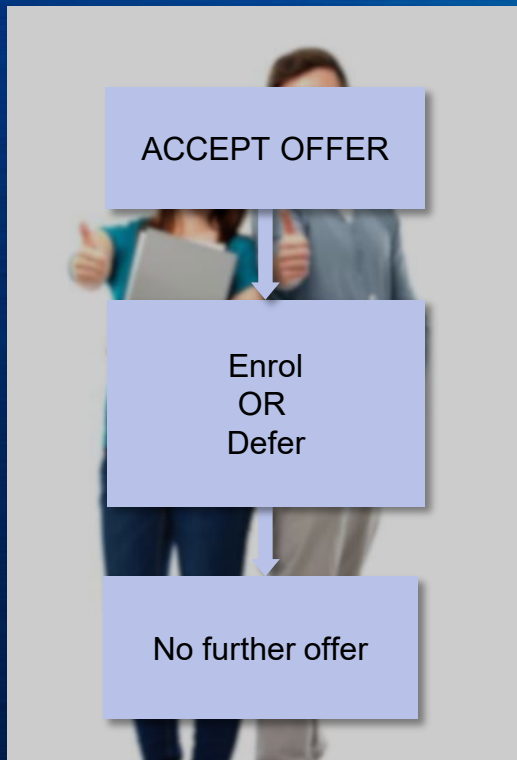
December offers: offered **2nd-6th** preference



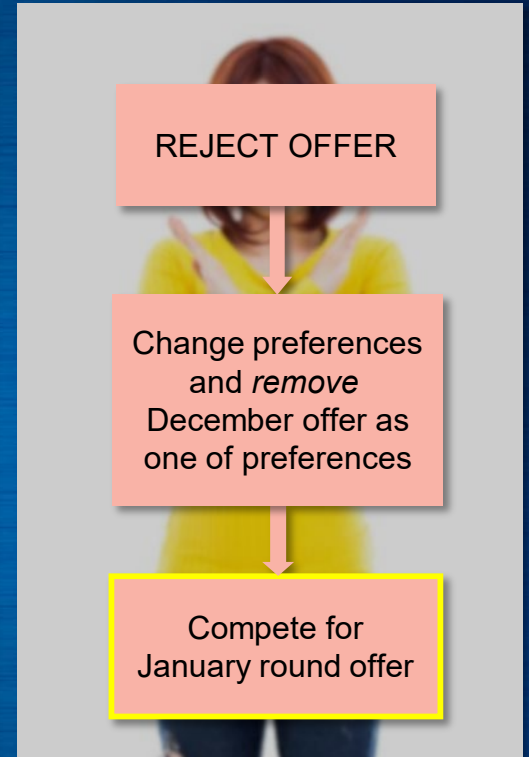
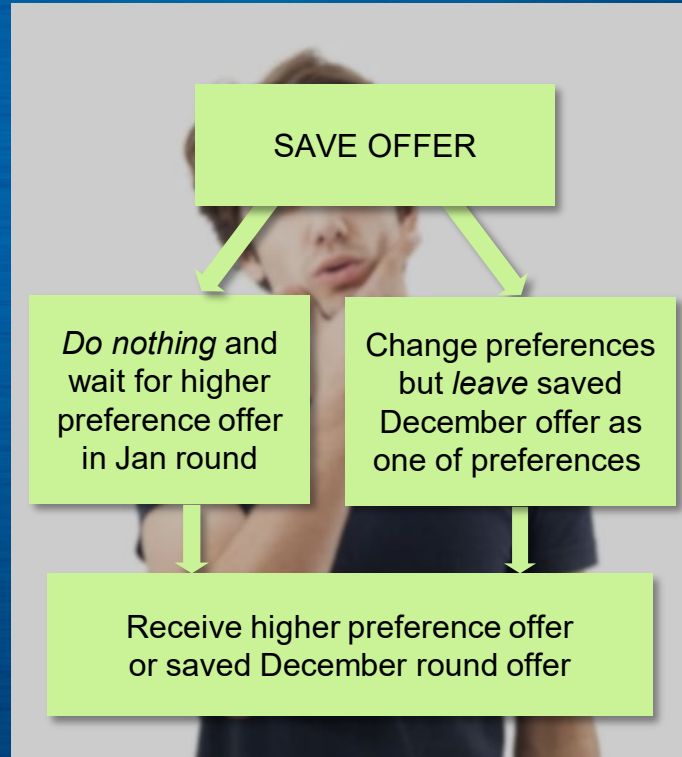
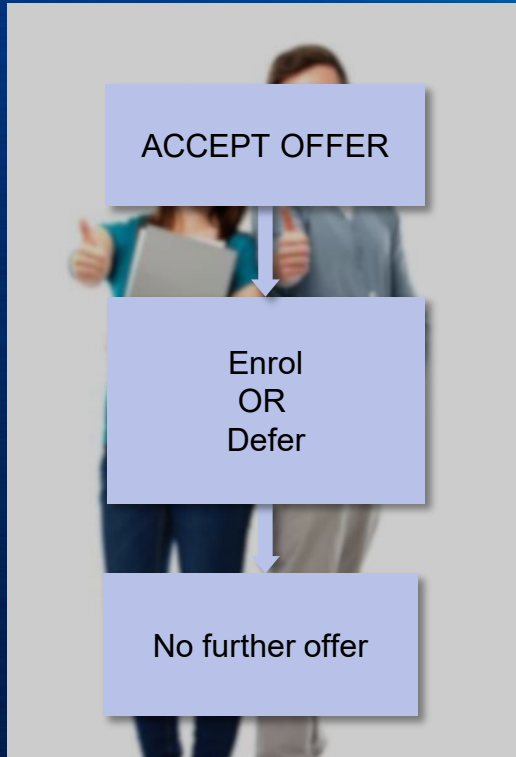
December offers: offered **2nd-6th** preference



December offers: offered **2nd-6th** preference



December offers: offered **2nd-6th** preference



December round: no offer?

Fix any problems
and wait for
January round offer

Change preferences
for
January round

Do nothing and
hope for
January round offer



December round: no offer?

**Get
some
advice!!**




January round: offer!



Deferral



A 3D maze with a person standing in the center, looking confused with their hand on their head. The maze is made of light blue walls and a central path. The person is wearing a white shirt and dark pants. The background is a gradient of light blue.

If you have any questions about
your application, your results
or your offer,
please contact us!

Phone:

9318 8000

Email:

info@tisc.edu.au

Web:

www.tisc.edu.au

QUESTIONS?

The logo for TISC (Tertiary Institutions Service Centre) is centered on a dark background with a bokeh effect of colorful lights. The letters 'TISC' are in a large, white, sans-serif font. To the right of the letters, the full name 'TERTIARY INSTITUTIONS SERVICE CENTRE' is written in a smaller, white, sans-serif font, stacked in four lines. Below the letters and the full name, the text 'WESTERN AUSTRALIA' is written in a white, sans-serif font, centered within a blue horizontal bar.

TISC

**TERTIARY
INSTITUTIONS
SERVICE
CENTRE**

WESTERN AUSTRALIA